



WEEKLY INFECTIOUS DISEASE BULLETIN
EPIDEMIOLOGICAL WEEK 31 30 Jul - 5 Aug 2017

	E Week 31			Cumulative first 31 Weeks		Median 2012 -2016
	2017*	2016	Median 2012 -2016	2017	2016	
FOOD/WATER-BORNE DISEASES						
Acute Hepatitis A	2	1	1	52	38	47
Acute Hepatitis E	6	1	1	42	62	42
Campylobacteriosis	12	1	7	258	265	244
Cholera	0	0	0	1	1	0
Paratyphoid	0	0	0	14	16	16
Poliomyelitis	0	0	0	0	0	0
Salmonellosis (non-enteric fevers)	40	41	39	1227	1393	1032
Typhoid	0	0	1	39	29	44
VECTOR-BORNE DISEASES						
Chikungunya Fever	1	0	1	15	11	23
Dengue Fever	61	209	226	1722	10270	10289
Dengue Haemorrhagic Fever	0	0	0	10	21	18
Japanese Encephalitis	0	0		0	0	
Leptospirosis	0	0		30	0	
Malaria	1	1	1	19	12	36
Murine Typhus	0	0		2	0	
Nipah virus infection	0	0	0	0	0	0
Plague	0	0	0	0	0	0
Yellow Fever	0	0	0	0	0	0
Zika Virus Infection	5	0		58	1	
AIR/DROPLET-BORNE DISEASES						
Avian Influenza	0	0		0	0	
Diphtheria	1	0	0	1	0	0
Ebola Virus Disease	0	0		0	0	
<i>Haemophilus influenzae</i> type b	0	0	0	5	0	1
Hand, Foot And Mouth Disease	872	972	659	21285	28090	17879
Legionellosis	0	1	1	12	5	12
Measles	0	2	1	50	73	29
Melioidosis	1	3	1	31	33	24
Meningococcal Disease	0	0	0	5	2	2
Mumps	7	8	9	312	304	304
Pertussis	1	3	1	34	54	22
Pneumococcal Disease (invasive)	2	7	2	98	87	87
Rubella	0	0	0	11	8	12
Severe acute respiratory syndrome	0	0	0	0	0	0
Tetanus	0	0		0	0	
OTHER DISEASES						
Acute hepatitis B	0	2	2	21	29	31
Acute hepatitis C	0	1	0	10	14	2
Botulism	0	0		0	0	
MERS-CoV						
Suspect cases tested	0	NA	NA	80	NA	NA
Other patients tested	0	NA	NA	63	NA	NA
POLYCLINIC ATTENDANCES - AVERAGE DAILY NUMBER***						
Acute upper respiratory infections	2867	3499	2647			
Acute conjunctivitis	87	83	91			
Acute Diarrhoea	576	551	551			
Chickenpox	16	12	NA			
HIV/STI/TB NOTIFICATIONS						
	2017	Jun		Cumulative 2017		
HIV/AIDS	35			210		
Legally Notifiable STIs**	675			4167		
Tuberculosis	163			775		

* Preliminary figures, subject to revision when more information is available.

** Wef Jan 2010, reporting has changed from all types of STIs to legally notifiable STIs, which comprise gonorrhoea, non-gonococcal urethritis, syphilis (congenital, infectious, non-infectious), chlamydia and genital herpes (first episode and recurrent).

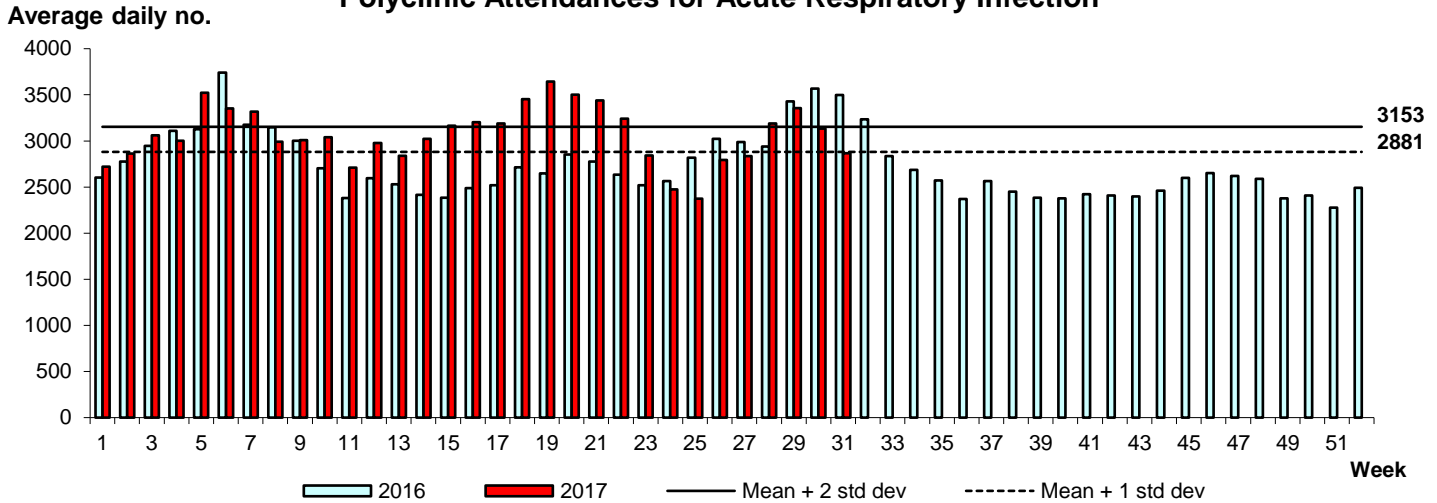
*** Wef E-week 6 of 2012, the no. of polyclinic attendances will be reflected on an average daily basis, instead of weekly basis, so as to take into account the number of working days in an E-week at the polyclinics for a more accurate representation of the underlying trends in the community.

Influenza Situation in Singapore 2017

Influenza indicators for E-week 31 (30 Jul - 5 Aug 2017) are as follows:

The average daily number of patients seeking treatment in the polyclinics for ARI decreased from 3,132 (over 5.5 working days) in E-week 30 to 2,867 (over 5.5 working days) in E-week 31.

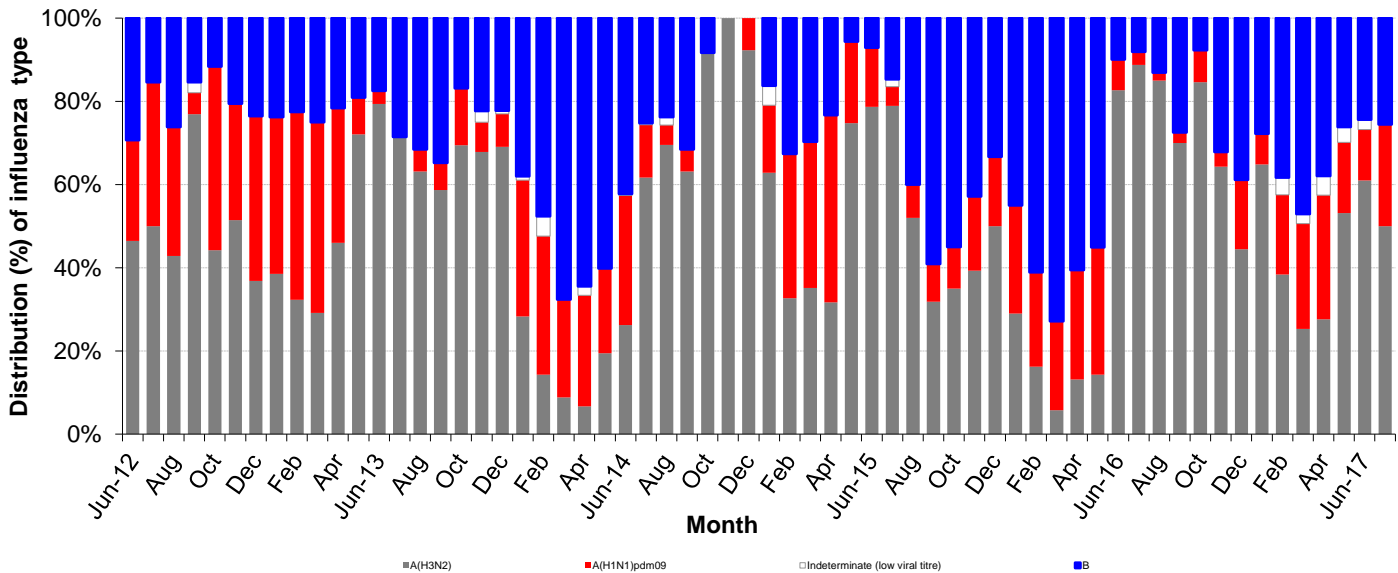
Polyclinic Attendances for Acute Respiratory Infection



The proportion of patients with influenza-like illness (ILI) among the polyclinic attendances for ARI is 2.0%.

The overall positivity rate for influenza among ILI samples (n=167) in the community was 40.1% in the past 4 weeks. Of the specimens tested positive for influenza in July 2017, these were positive for influenza A(H3N2) (50.0%), influenza B (25.6%) and influenza A(H1N1)pdm09 (24.4%).

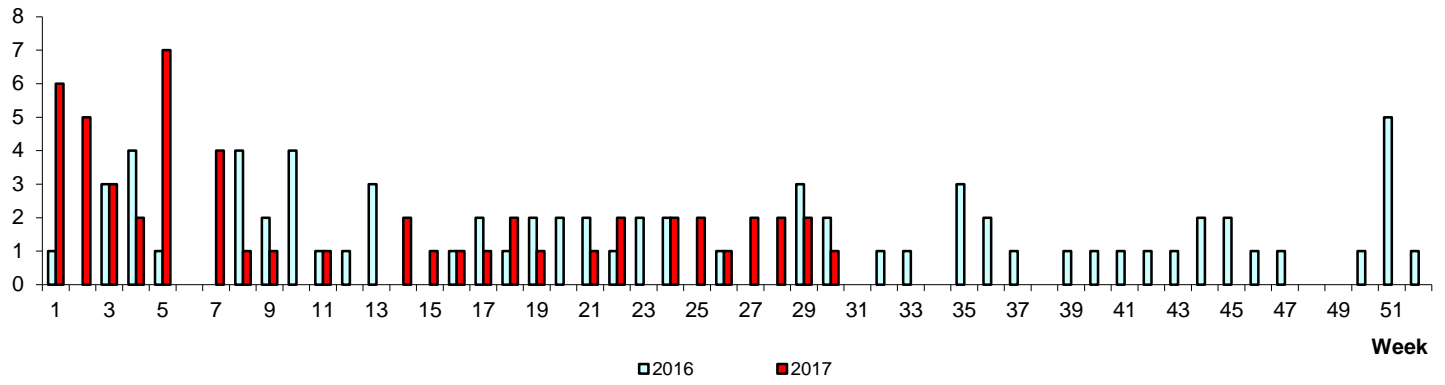
Monthly Influenza Surveillance



WEEKLY INCIDENCE OF FOOD/WATER-BORNE DISEASES, 2016-2017

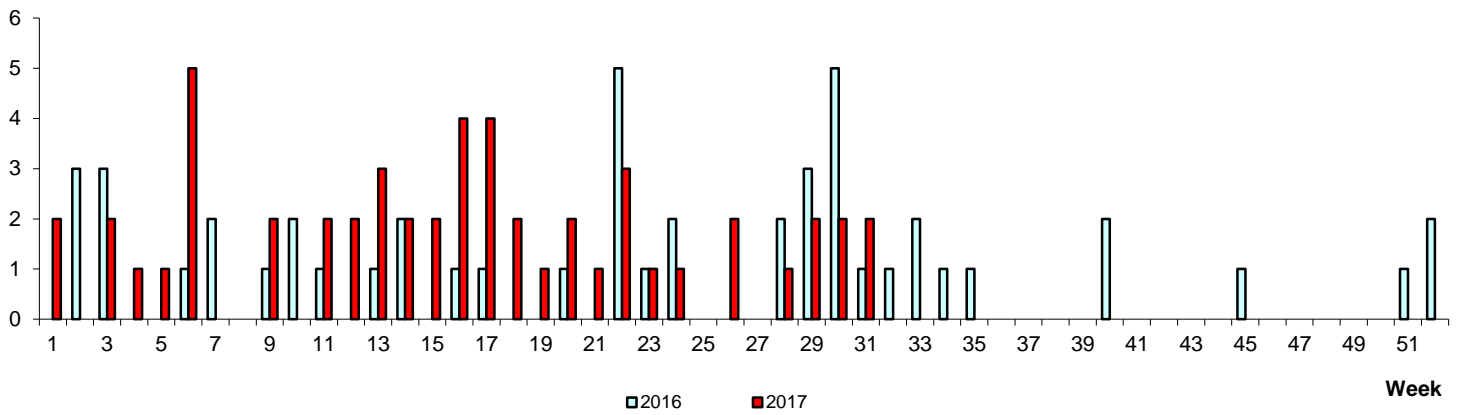
No. of Cases

Paratyphoid/Typhoid



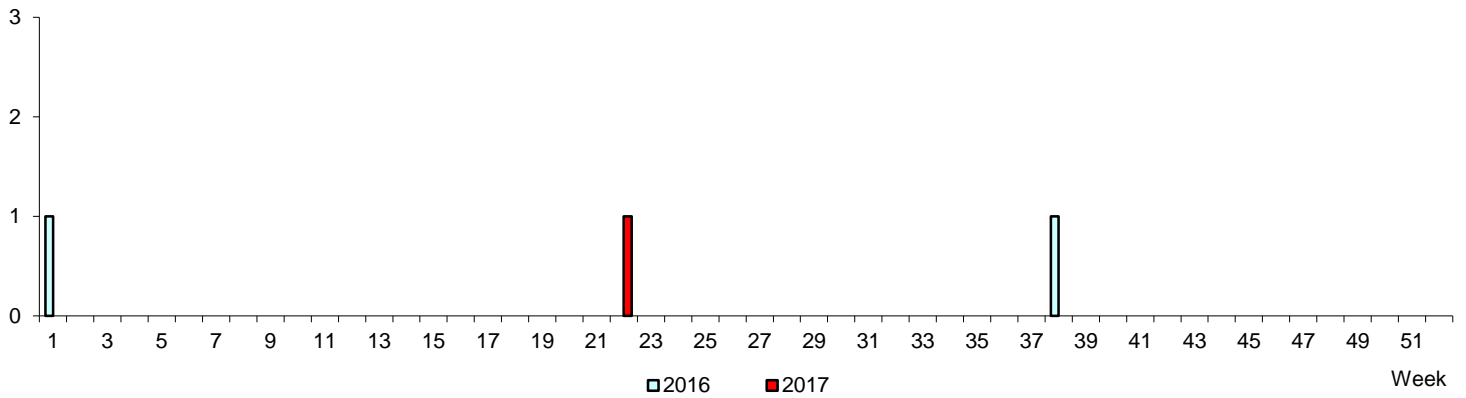
No. of Cases

Acute Hepatitis A



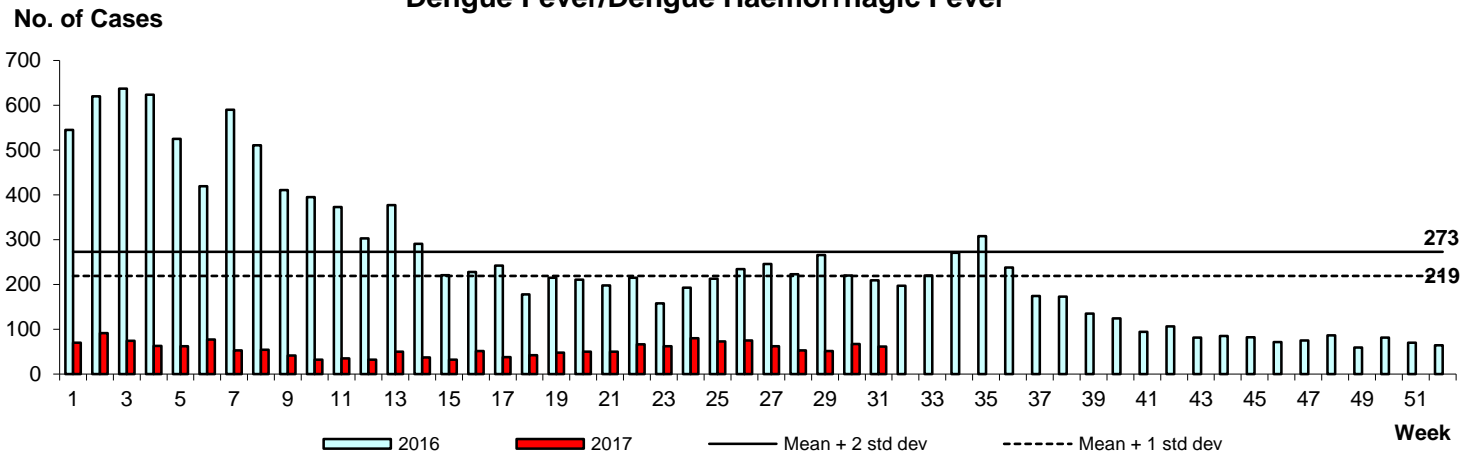
No. of Cases

Cholera

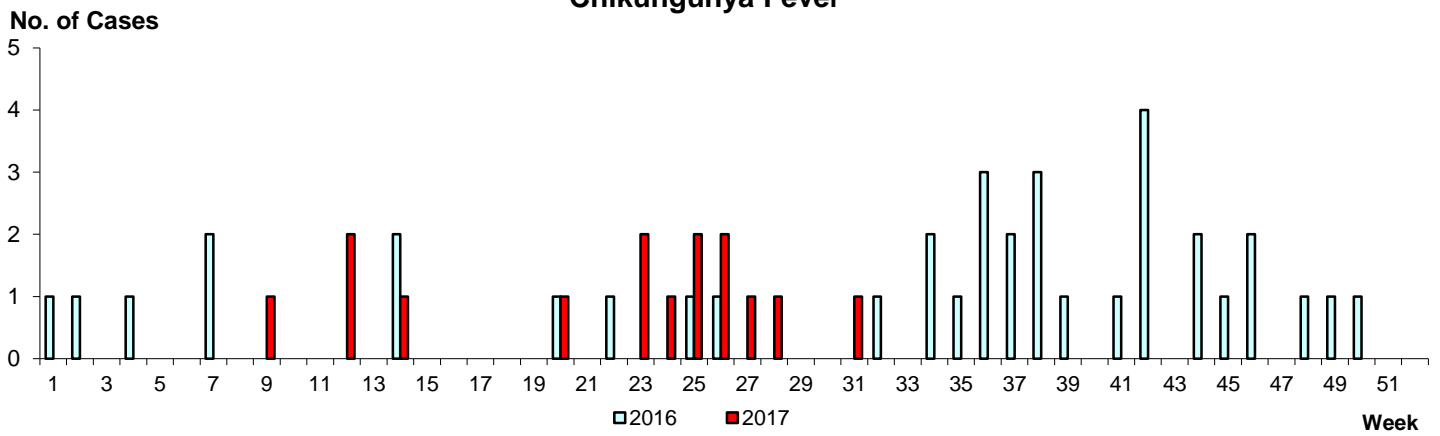


WEEKLY INCIDENCE OF VECTOR-BORNE DISEASES, 2016-2017

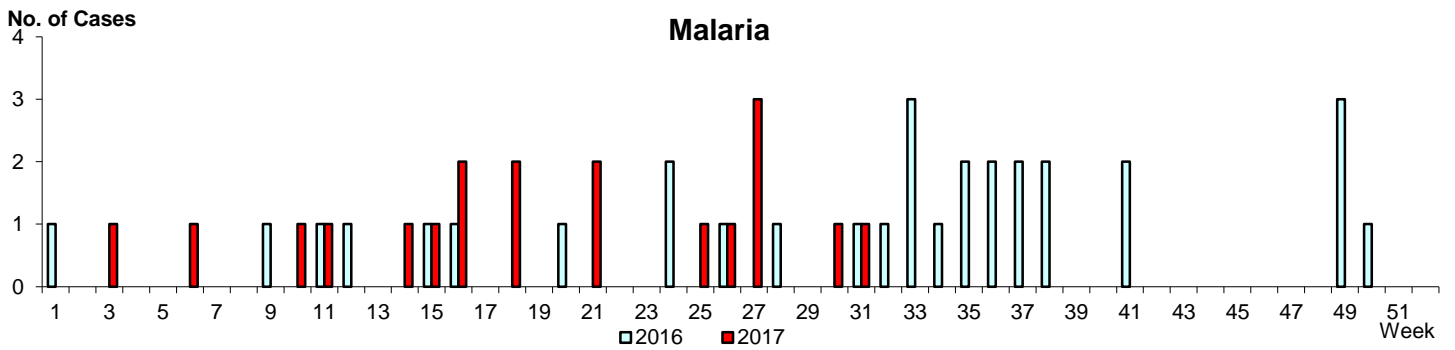
Dengue Fever/Dengue Haemorrhagic Fever



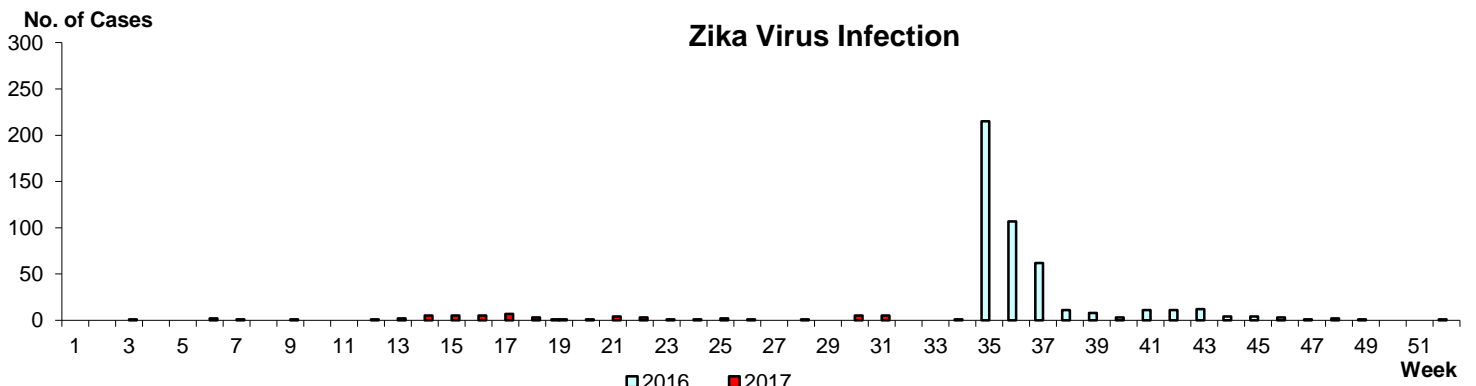
Chikungunya Fever



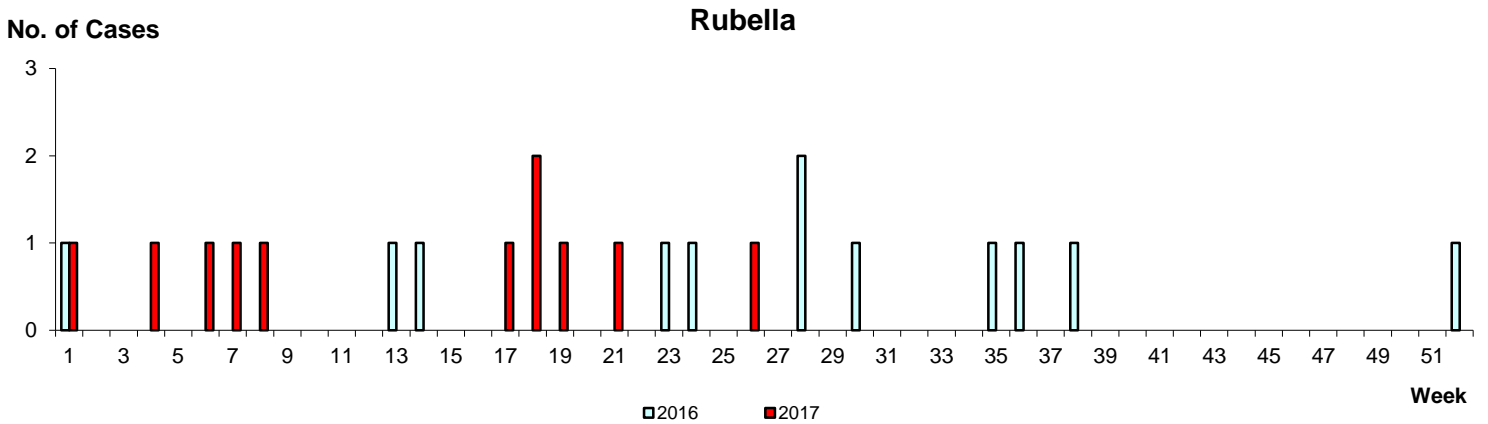
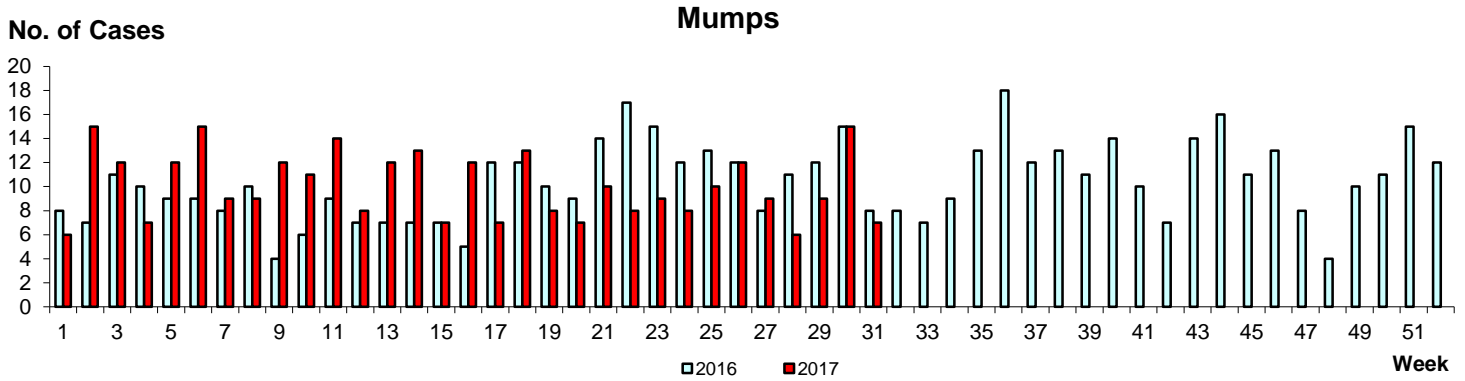
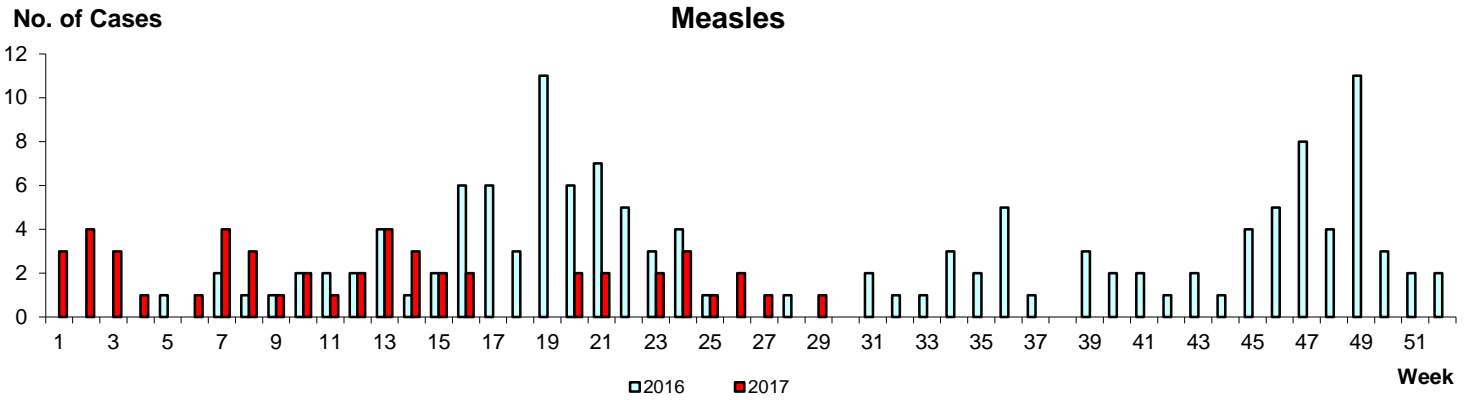
Malaria



Zika Virus Infection



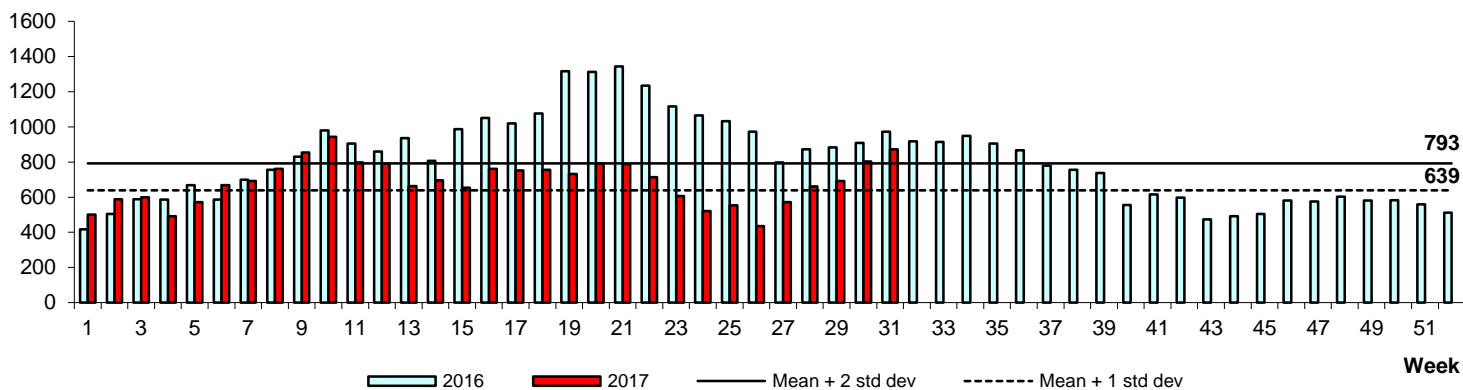
WEEKLY INCIDENCE OF AIR/DROPLET-BORNE DISEASES, 2016-2017



WEEKLY INCIDENCE OF AIR/DROPLET-BORNE DISEASES, 2016-2017

Hand, Foot & Mouth Disease

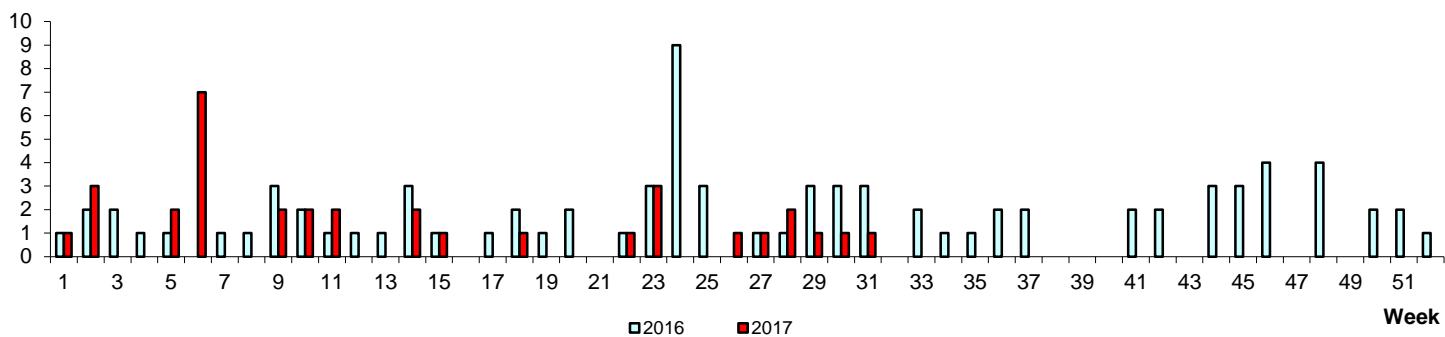
No. of Cases



WEEKLY INCIDENCE OF OTHER INFECTIOUS DISEASES, 2016-2017

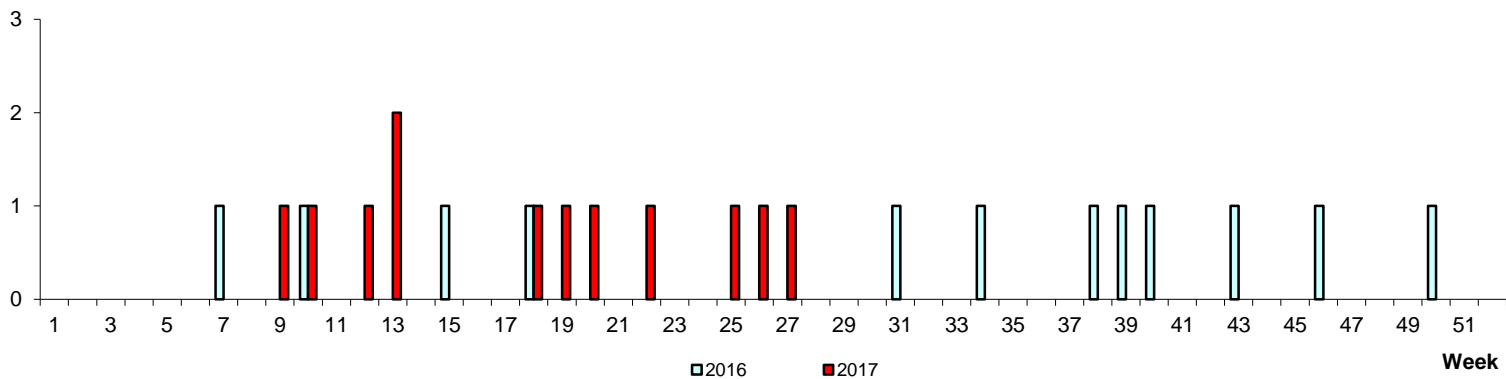
No. of Cases

Pertussis



No. of Cases

Legionellosis



POLYCLINIC ATTENDANCES, 2016-2017

