



WEEKLY INFECTIOUS DISEASE BULLETIN  
EPIDEMIOLOGICAL WEEK 22 28 May - 3 Jun 2017

	E Week 22			Cumulative first 22 Weeks		
	2017*	2016	Median 2012 -2016	2017	2016	Median 2012 -2016
<b>FOOD/WATER-BORNE DISEASES</b>						
Acute Hepatitis A	3	5	1	41	24	31
Acute Hepatitis E	5	0	1	28	39	30
Campylobacteriosis	7	13	7	167	204	184
Cholera	1	0	0	1	1	0
Paratyphoid	0	0	1	9	13	14
Poliomyelitis	0	0	0	0	0	0
Salmonellosis (non-enteric fevers)	65	45	42	894	956	709
Typhoid	2	1	1	32	22	35
<b>VECTOR-BORNE DISEASES</b>						
Chikungunya Fever	0	1	1	5	9	16
Dengue Fever	66	214	215	1140	8312	6462
Dengue Haemorrhagic Fever	0	1	1	8	17	13
Japanese Encephalitis	0	0		0	0	
Leptospirosis	3	0		23	0	
Malaria	0	0	1	12	7	21
Murine Typhus	0	0		2	0	
Nipah virus infection	0	0	0	0	0	0
Plague	0	0	0	0	0	0
Yellow Fever	0	0	0	0	0	0
Zika Virus Infection	2	0		37	1	
<b>AIR/DROPLET-BORNE DISEASES</b>						
Avian Influenza	0	0		0	0	
Diphtheria	0	0	0	0	0	0
Ebola Virus Disease	0	0		0	0	
<i>Haemophilus influenzae</i> type b	1	0	0	5	0	0
Hand, Foot And Mouth Disease	713	1234	792	15569	19468	13697
Legionellosis	1	0	0	9	4	10
Measles	1	5	1	42	62	21
Melioidosis	2	1	1	23	18	16
Meningococcal Disease	0	0	0	5	1	1
Mumps	8	17	9	227	198	214
Pertussis	1	1	1	24	28	18
Pneumococcal Disease (invasive)	10	3	3	68	59	59
Rubella	0	0	0	10	3	9
Severe acute respiratory syndrome	0	0	0	0	0	0
Tetanus	0	0		0	0	
<b>OTHER DISEASES</b>						
Acute hepatitis B	0	2	2	15	24	24
Acute hepatitis C	0	0	0	5	8	2
Botulism	0	0		0	0	
<b>MERS-CoV</b>						
Suspect cases tested	0	NA	NA	76	NA	NA
Other patients tested	1	NA	NA	60	NA	NA
<b>POLYCLINIC ATTENDANCES - AVERAGE DAILY NUMBER***</b>						
Acute upper respiratory infections	3241	2634	2719			
Acute conjunctivitis	84	70	80			
Acute Diarrhoea	484	453	453			
Chickenpox	10	10	NA			
<b>HIV/STI/TB NOTIFICATIONS</b>						
	2017	Apr		Cumulative 2017		
HIV/AIDS	41			151		
Legally Notifiable STIs**	615			2720		
Tuberculosis	135			527		

\* Preliminary figures, subject to revision when more information is available.

\*\* Wef Jan 2010, reporting has changed from all types of STIs to legally notifiable STIs, which comprise gonorrhoea, non-gonococcal urethritis, syphilis (congenital, infectious, non-infectious), chlamydia and genital herpes (first episode and recurrent).

\*\*\* Wef E-week 6 of 2012, the no. of polyclinic attendances will be reflected on an average daily basis, instead of weekly basis, so as to take into account the number of working days in an E-week at the polyclinics for a more accurate representation of the underlying trends in the community.

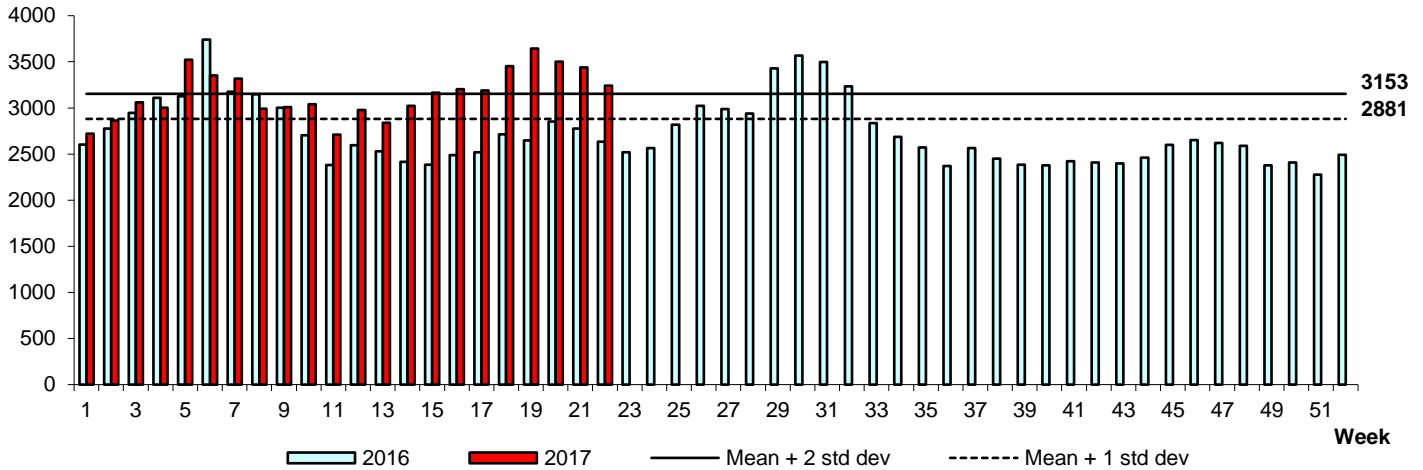
## Influenza Situation in Singapore 2017

Influenza indicators for E-week 22 (28 May - 3 Jun 2017) are as follows:

The average daily number of patients seeking treatment in the polyclinics for ARI decreased from 3,440 (over 5.5 working days) in E-week 21 to 3,241 (over 5.5 working days) in E-week 22.

### Polyclinic Attendances for Acute Respiratory Infection

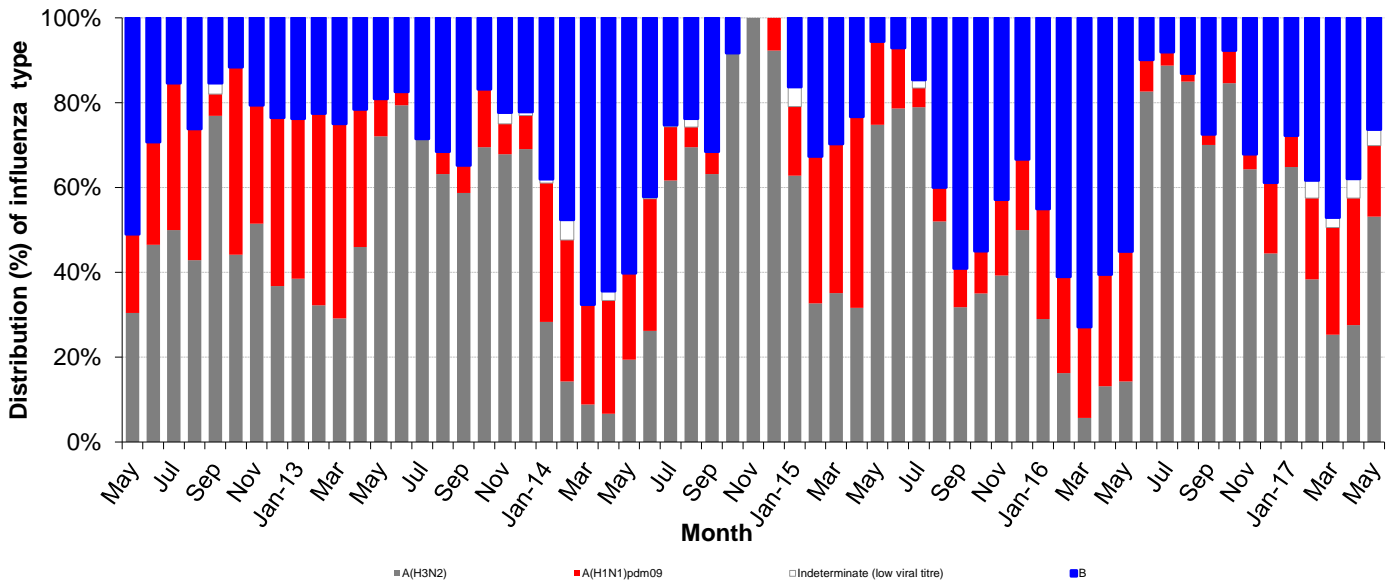
Average daily no.



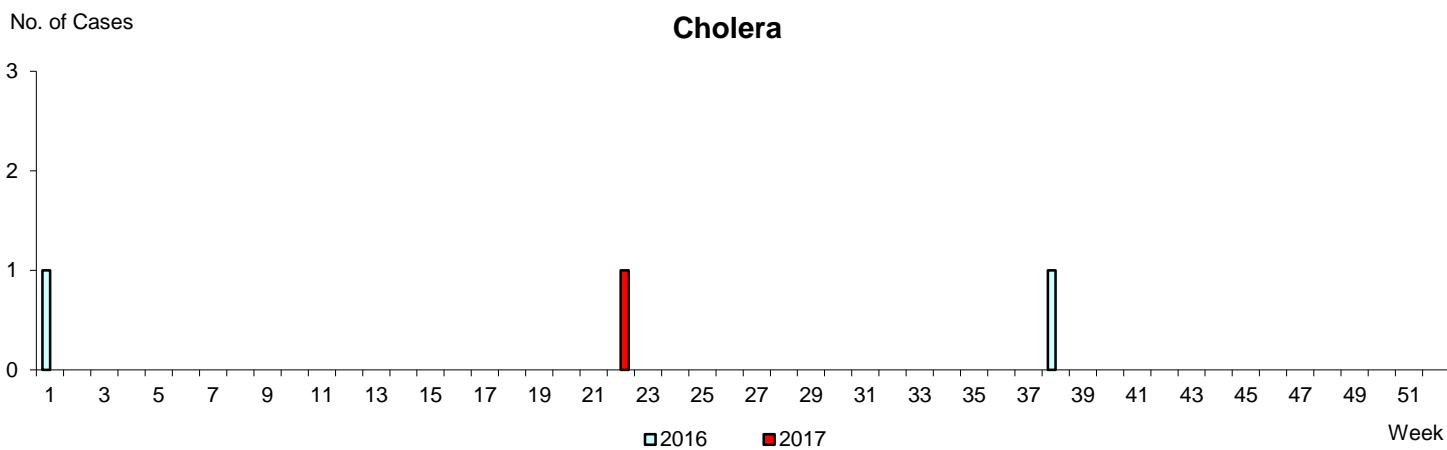
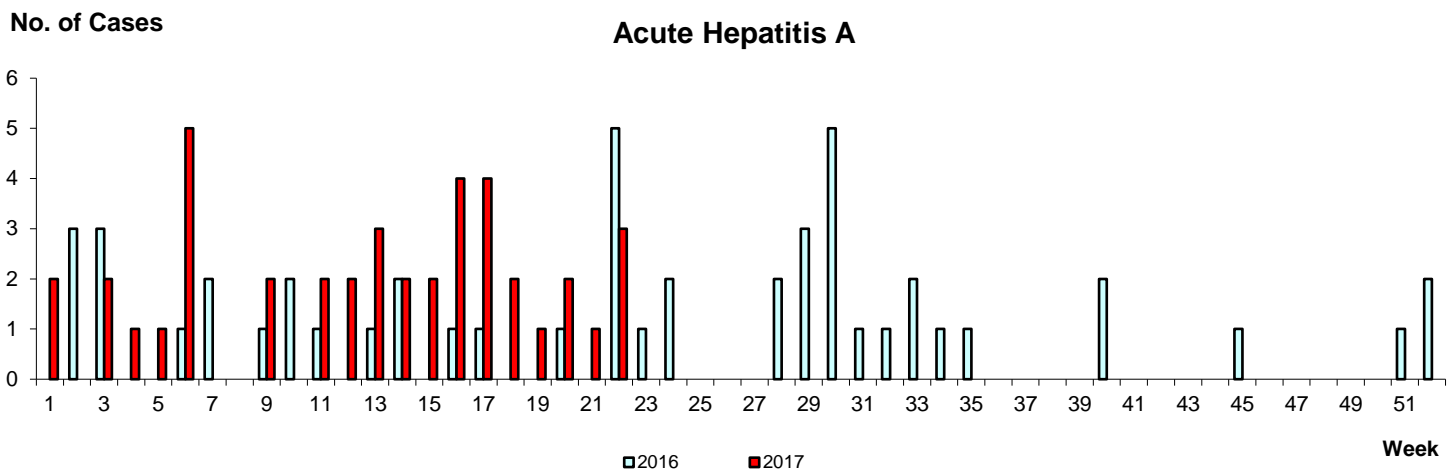
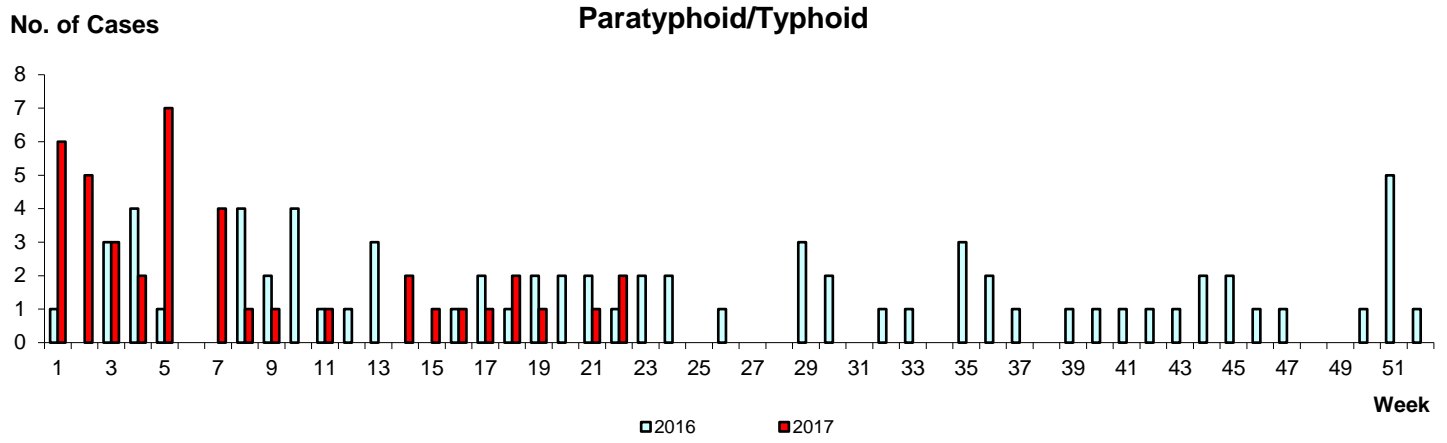
The proportion of patients with influenza-like illness (ILI) among the polyclinic attendances for ARI is 3.8%.

The overall positivity rate for influenza among ILI samples (n=336) in the community was 61.9% in the past 4 weeks. Of the specimens tested positive for influenza in May 2017, these were positive for influenza A(H3N2) (53.1%), influenza B (26.4%), influenza A(H1N1)pdm09 (16.7%), and influenza A(subtype indeterminate due to low viral titre) (3.8%).

### Monthly Influenza Surveillance

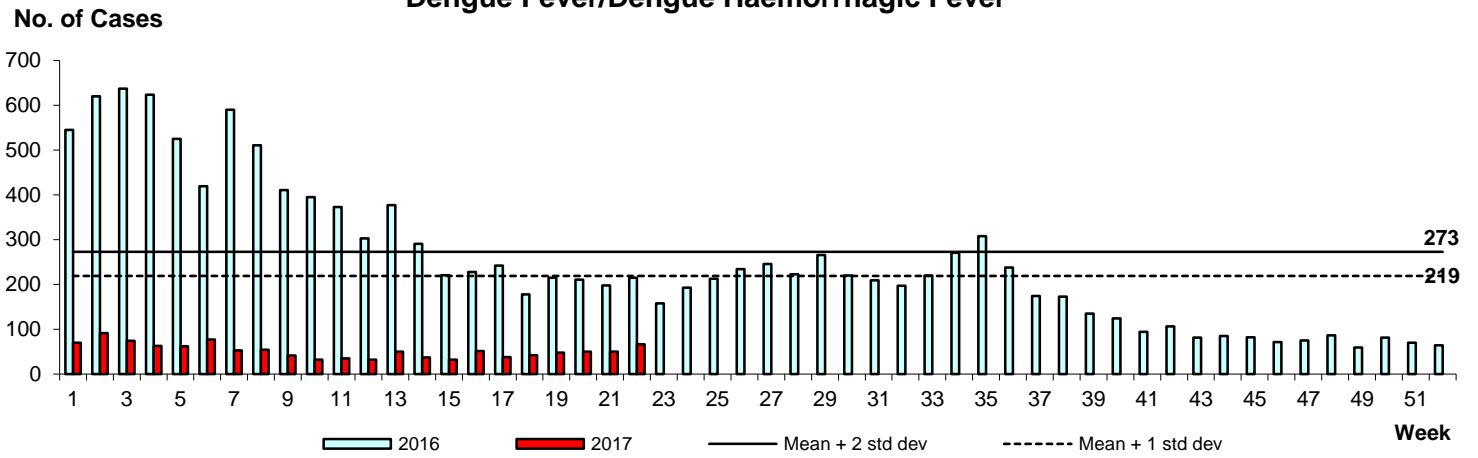


WEEKLY INCIDENCE OF FOOD/WATER-BORNE DISEASES, 2016-2017

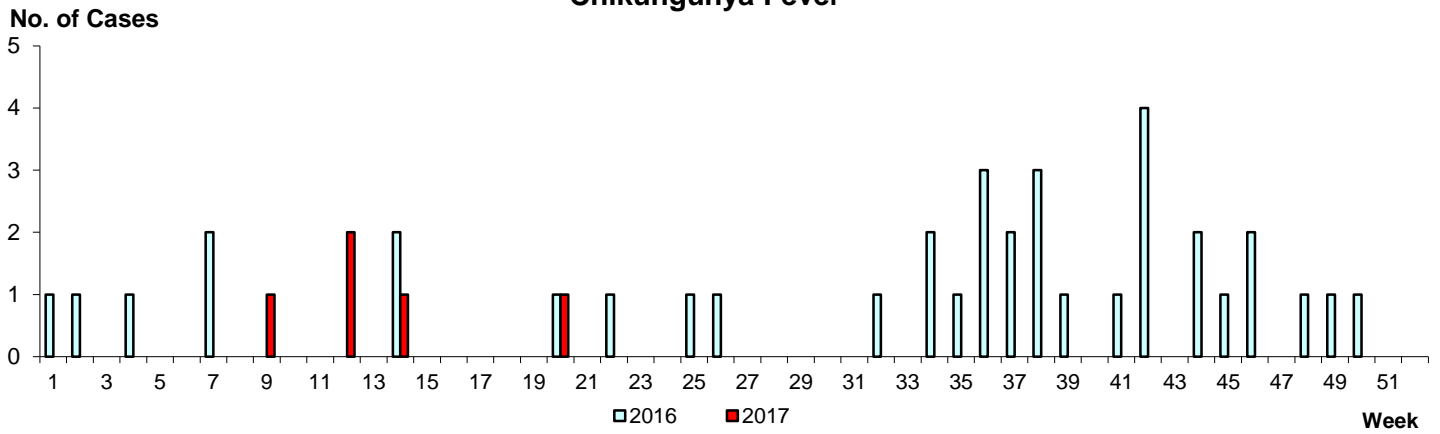


WEEKLY INCIDENCE OF VECTOR-BORNE DISEASES, 2016-2017

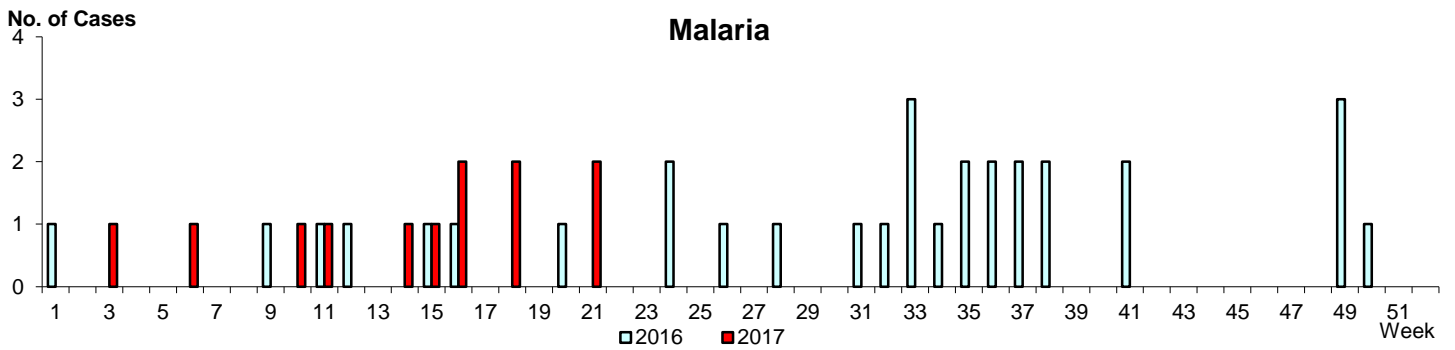
Dengue Fever/Dengue Haemorrhagic Fever



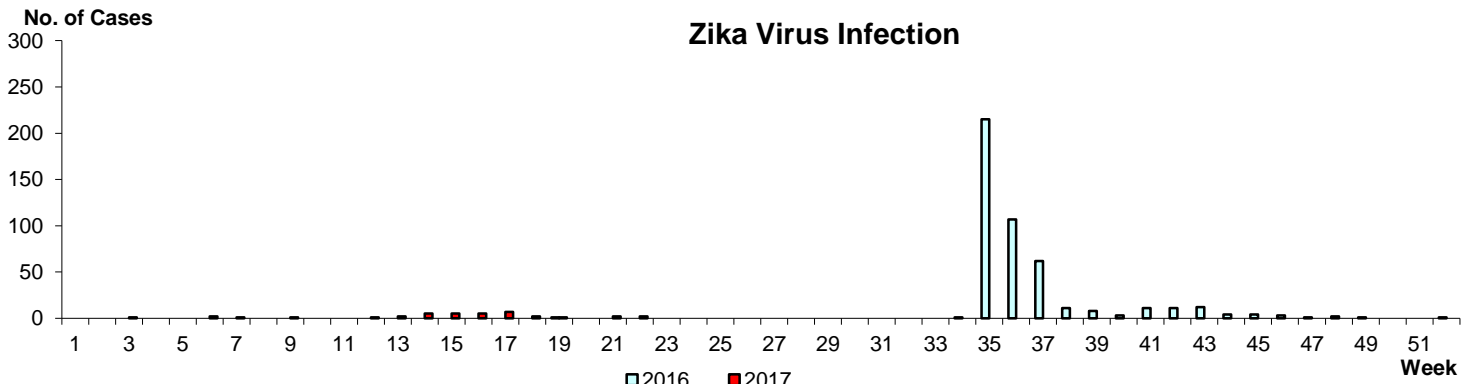
Chikungunya Fever



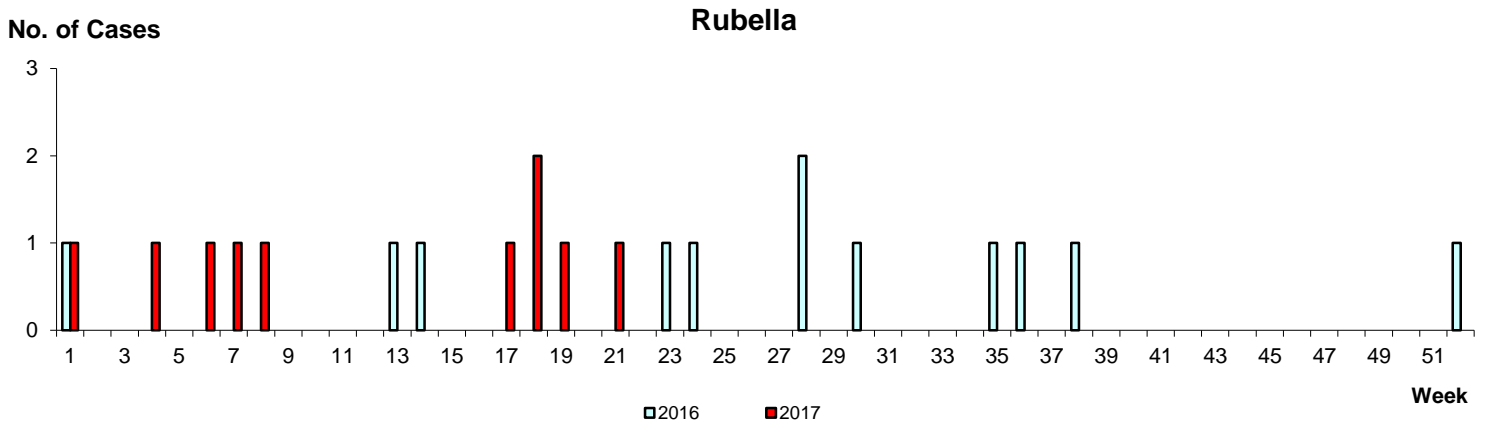
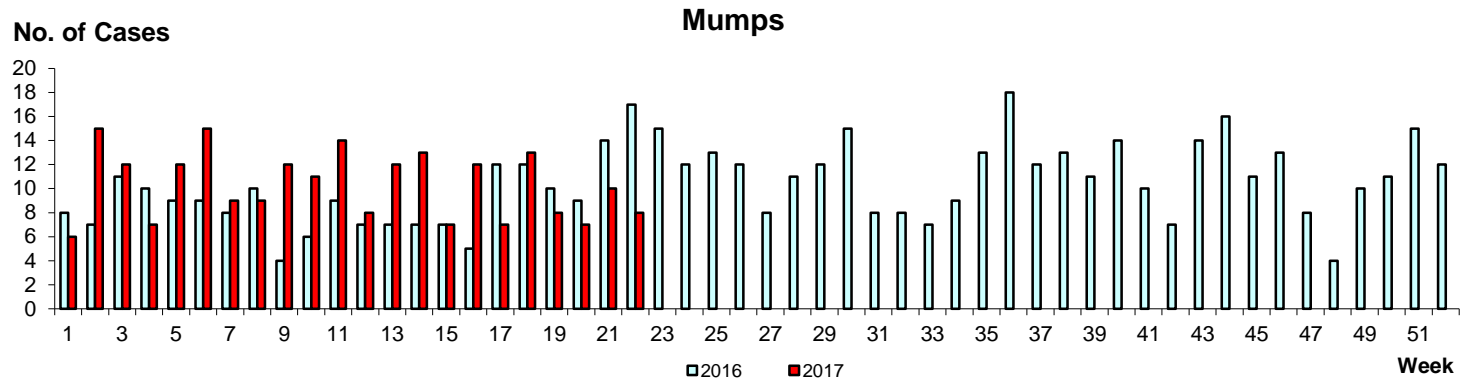
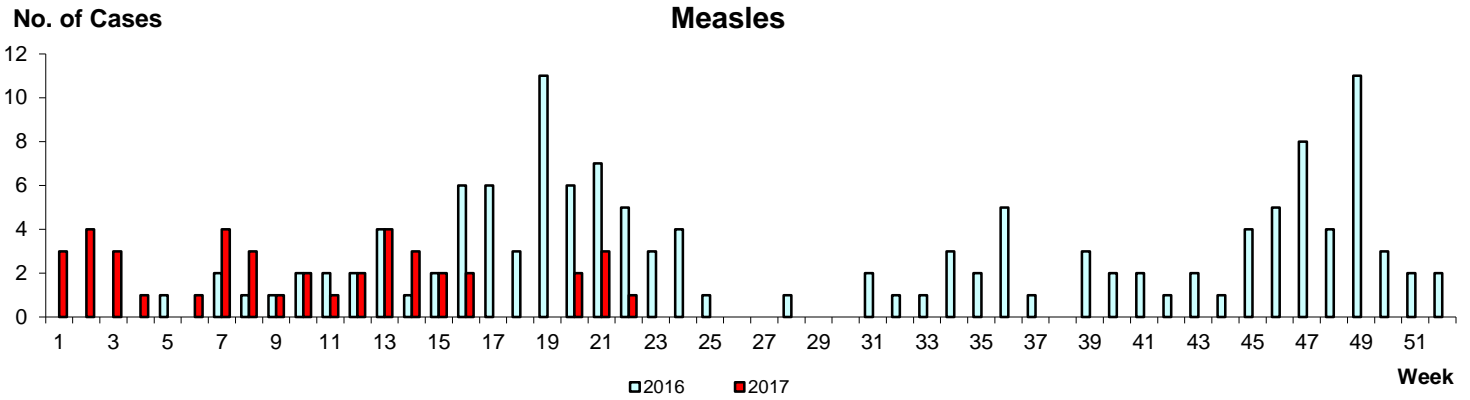
Malaria



Zika Virus Infection



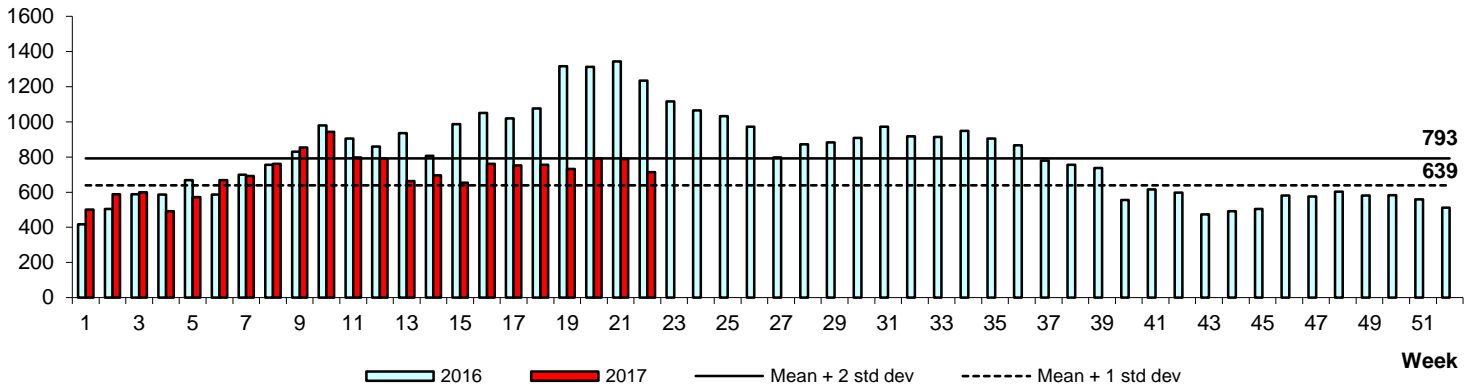
WEEKLY INCIDENCE OF AIR/DROPLET-BORNE DISEASES, 2016-2017



WEEKLY INCIDENCE OF AIR/DROPLET-BORNE DISEASES, 2016-2017

Hand, Foot & Mouth Disease

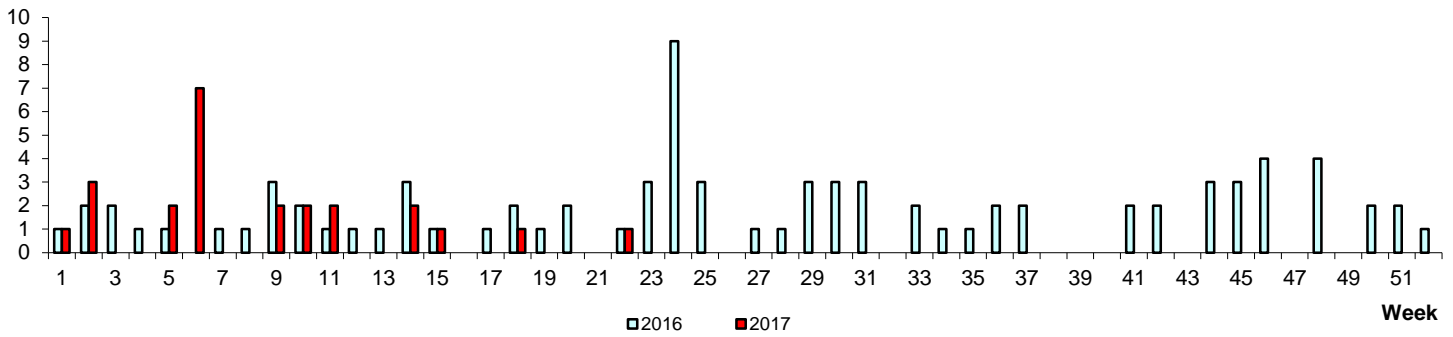
No. of Cases



WEEKLY INCIDENCE OF OTHER INFECTIOUS DISEASES, 2016-2017

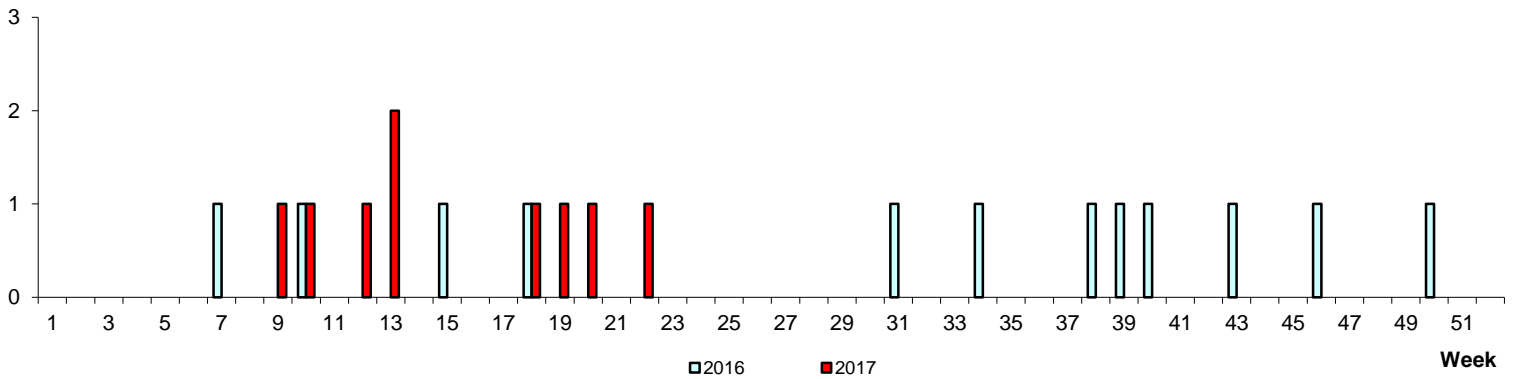
Pertussis

No. of Cases



Legionellosis

No. of Cases



POLYCLINIC ATTENDANCES, 2016-2017

