

16 April 2020 Daily Report on COVID-19**(1) Number of COVID-19 Cases****Figure 1.1: Number of Cases Reported over the Past 14 Days**

Press Release Date	Local Cases								Imported Cases	Total Cases	Dorm Residents ¹	Work Permit Holders not in Dorms ²	Community Cases
	SC/PR			Long-Term Passholders				Others ³					
	Linked Cases	Pending Investigations	Sub-Total	Linked to Dorm / Construction Clusters ⁴	Linked to Other Clusters	Pending Investigations	Sub-Total						
Before 3 Apr	261	116	377	26	73	33	132	1	539	1,049	38	48	424
3 Apr	16	9	25	22	8	1	31	0	9	65	22	5	29
4 Apr	15	14	29	29	4	6	39	0	7	75	27	9	32
5 Apr	20	19	39	60	6	10	76	1	4	120	58	15	43
6 Apr	11	10	21	35	5	4	44	0	1	66	34	7	24
7 Apr	22	14	36	50	6	11	67	0	3	106	57	8	38
8 Apr	25	26	51	69	6	12	87	2	2	142	74	8	58
9 Apr	23	20	43	221	6	14	241	0	3	287	228	11	45
10 Apr	19	21	40	135	10	12	157	1	0	198	141	15	42
11 Apr	7	17	24	121	7	39	167	0	0	191	152	12	27
12 Apr	7	16	23	171	13	26	210	0	0	233	188	19	26
13 Apr	8	21	29	303	12	42	357	0	0	386	333	14	39
14 Apr	13	23	36	203	18	77	298	0	0	334	277	17	40
15 Apr	8	22	30	318	22	77	417	0	0	447	406	4	37
16 Apr	6	16	22	549	31	126	706	0	0	728	654	26	48
3 Apr-16 Apr	200	248	448	2,286	154	457	2,897	4	29	3,378	2,651	170	528
% of Total	43%	68%	54%	99%	68%	93%	96%	80%	5%	76%	99%	78%	55%
Total since start of outbreak	461	364*	825	2,312	227	490*	3,029	5*	568	4,427	2,689	218	952
Population at risk ⁵											323,000	664,000	4,599,000
Prevalence											0.83%	0.03%	0.02%

*A total of 858 unlinked cases are pending investigations, of which 4 are short-term visitors.

¹ Number of confirmed cases residing in dormitories. Source: MOM.

² Number of confirmed work permit cases not residing in dormitories. Source: ICA.

³ Others include short-term visitors and those pending details.

⁴ Dorm and Construction Clusters include S11 Dorm, Tenda Dorm, Tampines Dorm, Kranji Lodge, Sungei Tengah Lodge, Westlite Toh Guan, Toh Guan Dorm, Cochrane Lodge 1, Cochrane Lodge 2, Shaw Lodge, Acacia Lodge, Homestay Lodge, Penjuru, North Coast Lodge, KAKIKO Group, Sungei Kadut Tendah Dorm, Westlite Woodlands, 85 Kallang Dorm, Tuas View Dorm, Project Glory, Construction Site @ 6 Battery Road, NUH Renovation Sites, Kenyon / UBS Site Project, PPT Lodge 1A, 36 Woodlands Industrial Park E1, Tech Park Crescent Dorm, Kranji Dorm (17 Kranji Way), Citiwall (Kaki Bukit Crescent), Tech Park Crescent Dorm, Chin Kiong Construction Engineering, Kian Teck Dorm, 10 Kian Teck Crescent Dorm, Mandai Lodge, Westlite Mandai.

⁵ Population at risk for community cases includes SC/PRs (4,026,000) and foreign workers on other types of work passes (EP/S Pass/DP-LOC) not residing in dormitories (573,000). Source: MOM and Singstat.

Figure 1.2: Epidemic Curve of the COVID-19 Outbreak by Press Release Date

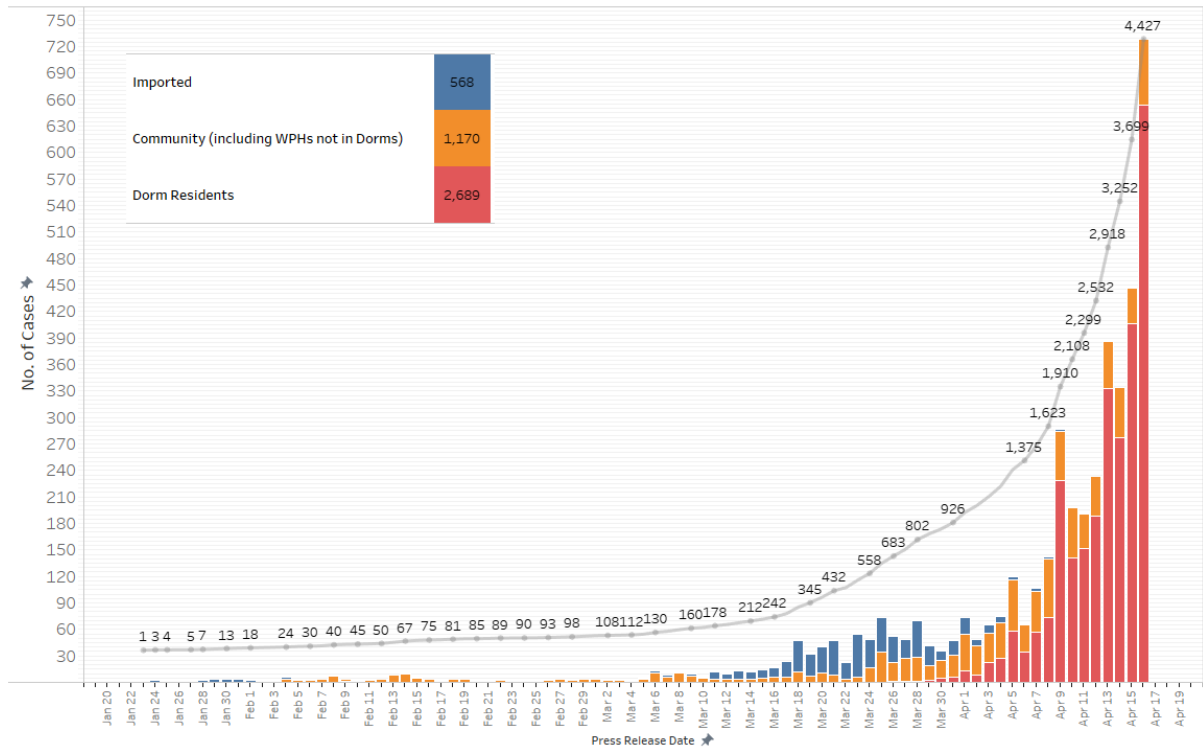
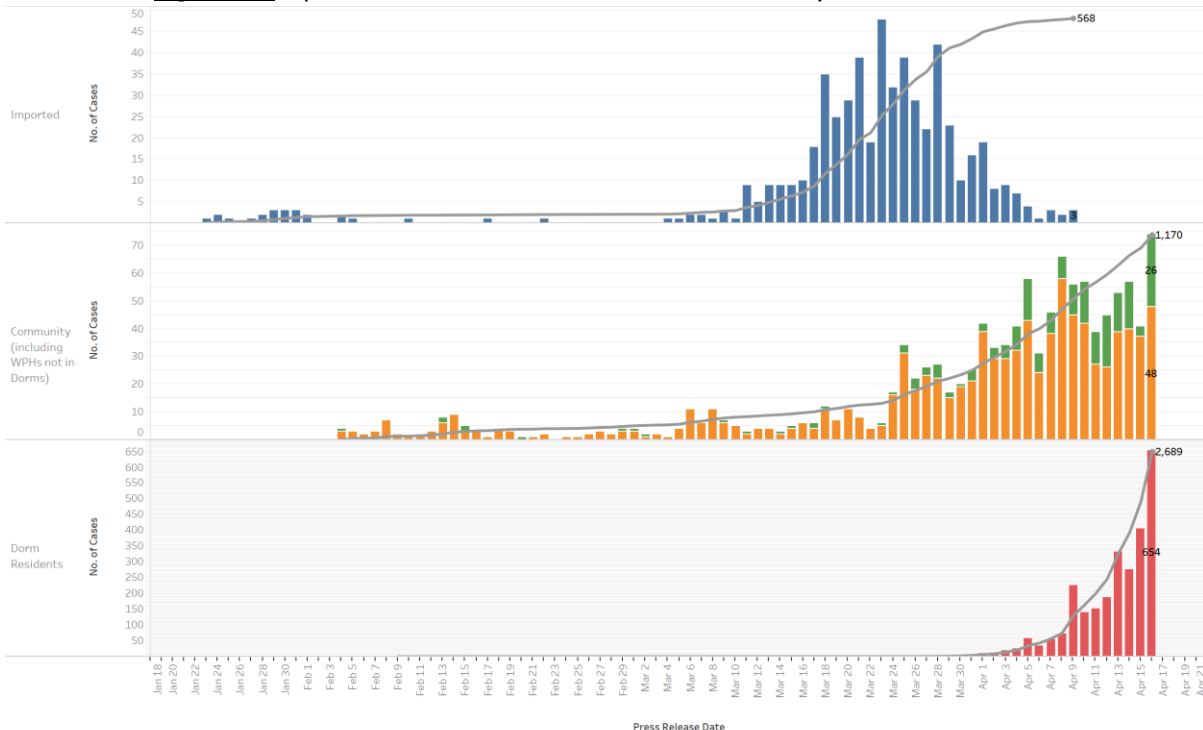


Figure 1.3: Epidemic Curve of the COVID-19 Outbreak by Press Release Date



COVID-19 Cases
 ■ Imported
 ■ Dorm Resident
 ■ Work Permit Holder not Residing in Dorms
 ■ Community

Figure 1.4: Epidemic Curve of Community Linked and Community Unlinked Cases by Press Release Date (left panel) and by Symptom Onset or Notification Date⁶ (right panel)

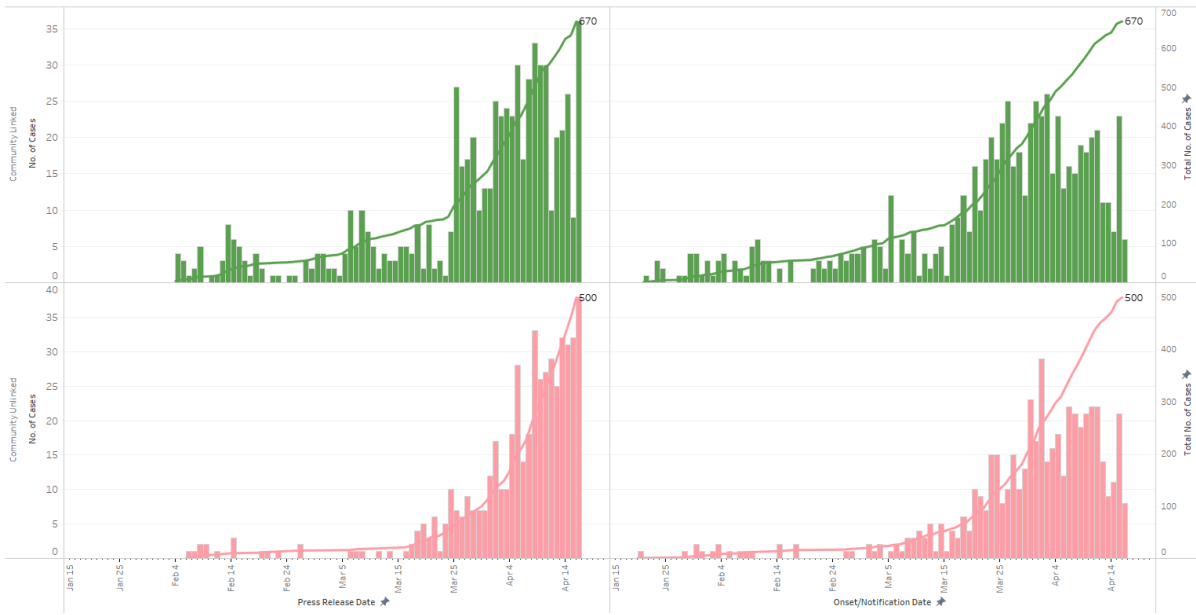
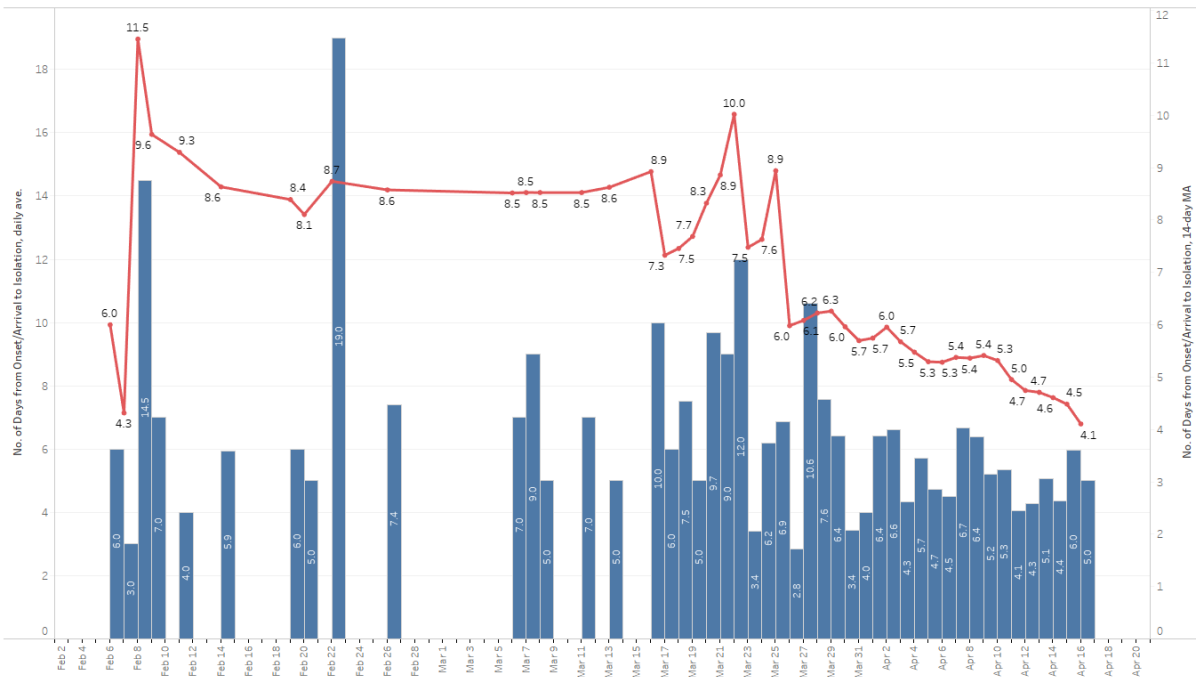


Figure 1.5: Average Number of Days from Onset of Symptoms to Isolation for Community Unlinked Cases in Each Day (by Press Release Date)



Line represents the 14-day moving average, Bar represents the daily average.

⁶ Date of notification was used for cases that did not display any symptoms. The numbers with onset in the past few days may see an increase as more cases are notified.

(2) Number of COVID-19 Cases in Hospitals and Community Isolation Facilities**Figure 2.1:** Summary of Cases by Status (Past 14 Days)

Press Release Date	Currently Admitted		Decanted ⁷		Discharged	Demised	Total
	ICU	General Wards	In Isolation	Completed Isolation			
3 Apr	25	448	354	47	235	5	1,114
4 Apr	26	474	386	55	242	6	1,189
5 Apr	25	544	414	68	252	6	1,309
6 Apr	25	546	454	81	263	6	1,375
7 Apr	29	598	471	101	276	6	1,481
8 Apr	29	640	542	115	291	6	1,623
9 Apr	29	855	559	146	315*	6*	1,910
10 Apr	32	843 ⁸	734 ⁹	172	320	7	2,108
11 Apr	31	912	820	199	329	8	2,299
12 Apr	31	945	988	217	343	8	2,532
13 Apr	29	1,129	1,165	239	347	9	2,918
14 Apr	28	1,287	1,316	259	352	10	3,252
15 Apr	26	1,470	1,540	284	369	10	3,699
16 Apr	23	1,863	1,848	309	374	10	4,427

* A patient passed away from ischaemic heart disease on 8 Apr, not due to complications from COVID-19. This case has been reclassified from "Demised" to "Discharged".

⁷ Decanted to Community Isolation Facilities (i.e. D' Resort, EXPO), Private Hospitals (i.e. Concord International Hospital, Mt Elizabeth Hospital, Gleneagles Hospital, Mt Alvernia Hospital, Mt Elizabeth Novena Hospital, Parkway East Hospital, Farrer Park Hospital), and Community Hospitals (Bright Vision Hospital, St. Andrew's Community Hospital, Yishun Community Hospital, Jurong Community Hospital).

⁸ S11 confirmed cases were classified on 9 Apr under "General Ward".

⁹ S11 confirmed cases were re-classified on 10 Apr under "Decanted and in isolation".

(3) Number of Stay-Home-Notice (SHN) Issued

Figure 3.1: Daily Number of SHN issued

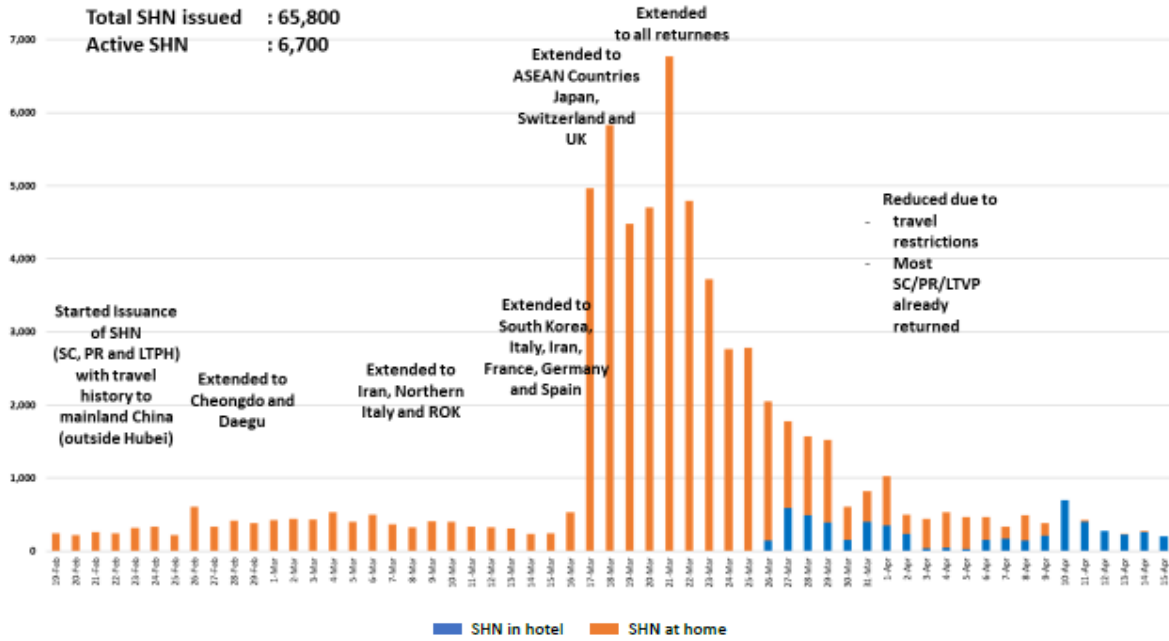
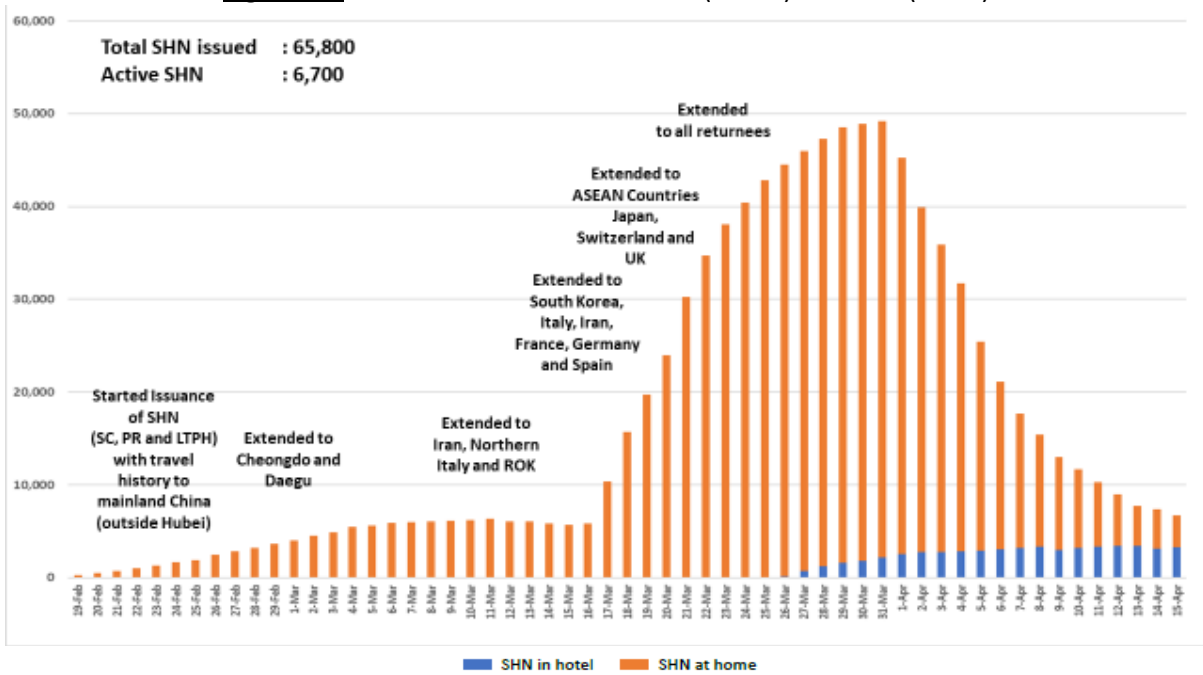


Figure 3.2: Active Stock Number of SHN (Home) and SHN (Hotel)



(4) Number of Quarantine Order (QO) Issued

Figure 4.1: Total and Daily Number of QOs Issued

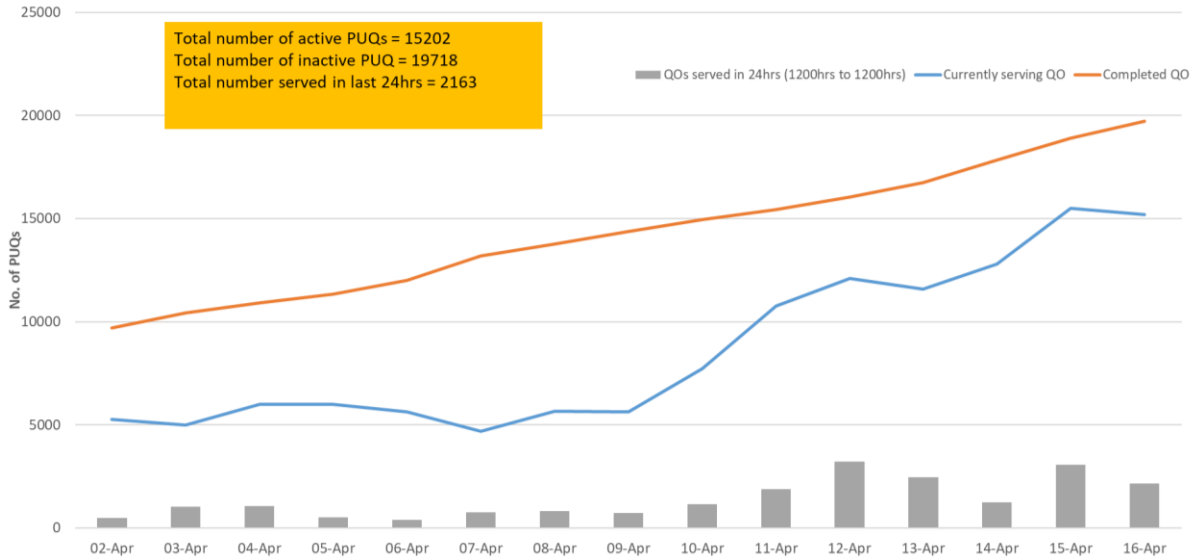
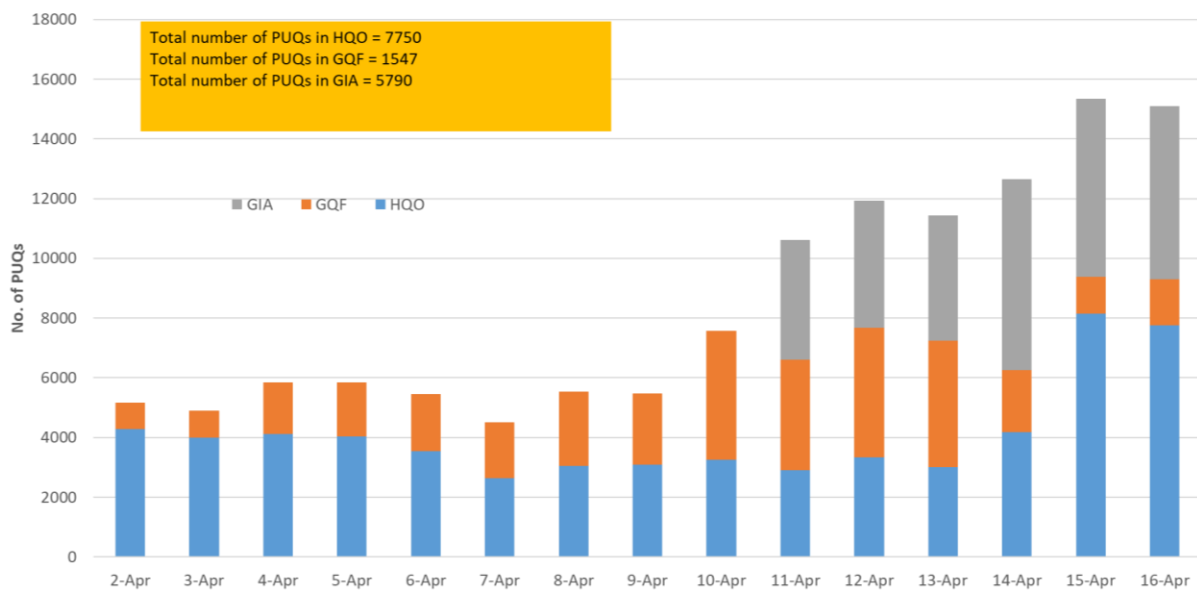


Figure 4.2: Active Number of Persons Under Quarantine (PUQs)¹⁰



HQO = Home Quarantine Order
 GQF = Government Quarantine Facility
 GIA = Gazetted Isolation Area

¹⁰ Excludes PUQs admitted to hospitals.