


## ENROLLING IN HEALTHIER SG

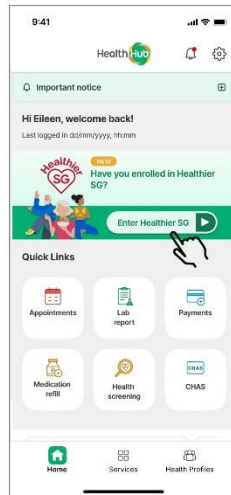
### Step 1

Login to HealthHub app using Singpass.



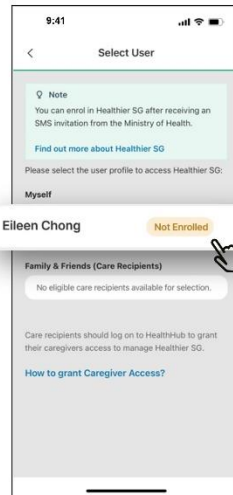
### Step 2

Tap on **Healthier SG** banner to begin your enrolment.



### Step 3

Select your user profile for self-enrolment.



### Step 4

Next, you can start to enrol in Healthier SG.



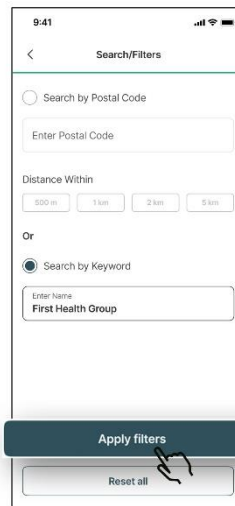
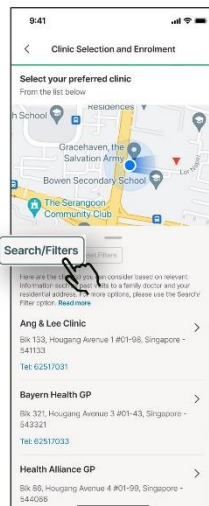
### Step 5

Tap on **Select preferred clinic**.



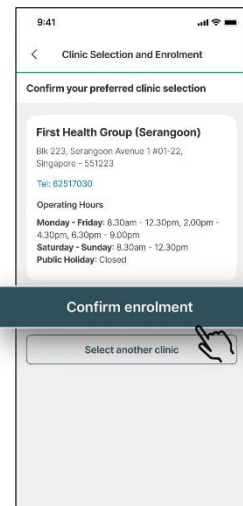
### Step 6

You will be shown up to 3 clinics based on your past visits and your residential address. To select other clinics, tap on **Search/ Filters** to search by Postal Code or Keyword, followed by **Apply filters**.



### Step 7

Tap on **Confirm enrolment** to complete your enrolment with your preferred clinic.



## Step 8

You will be prompted to **Book appointment** after you have selected your preferred clinic. Follow on-screen instructions to book your first Healthier SG appointment or contact your clinic directly if prompted.

