


ENROLLING WITH CAREGIVER'S ASSISTANCE

You can grant access to your family member or loved one to assist you with enrolment by adding them as your caregiver in HealthHub. This will grant them permission to manage Healthier SG on your behalf. Your caregiver can then add you as a care recipient to view your health records and manage your e-Services on HealthHub.

Follow the steps below to first grant access to the caregiver:


Step 1

Login to HealthHub app using Singpass.



Step 2

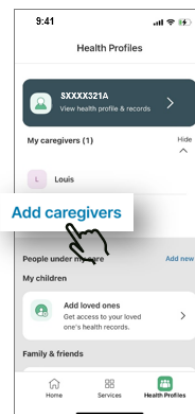
Select **Health Profiles** to view caregiver details.



Step 3

Under "My caregivers", tap on **Show** to expand section and then **Add caregivers**.

Read and accept the Terms of Use for Add Caregivers.



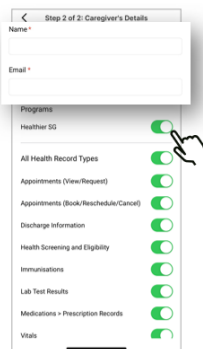
Step 4

Key in your caregiver's NRIC and tap on **Verify**.




Step 5

Enter your caregiver's name and email address. You may set your caregiver's access to your Health Record Types accordingly.



Step 6

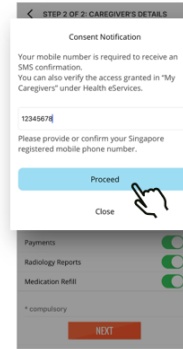
Access to the Health Records Types are granted by default, but can be adjusted under the **Caregiver's Details** page. Tap on **Next** to proceed.



Step 7

Enter your mobile number and tap **Proceed**.

You will receive a SMS confirmation from HealthHub upon adding a new caregiver.

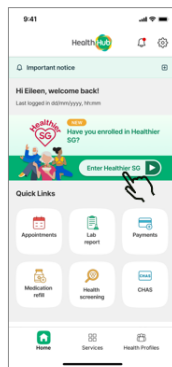


Please ensure that you have enabled “Healthier SG” access in the Caregiver’s Details page (as shown in Step 5).

After this has been done, inform your caregiver to add your Health Profile under ‘Add a Care Recipient’.

Step 1

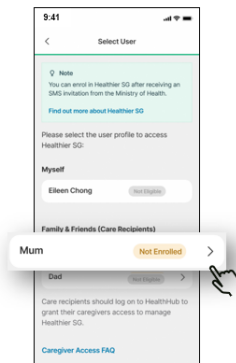
Tap on **Healthier SG** banner to enrol your loved ones.



Step 2

Select the care recipient whom you wish to enrol in Healthier SG.

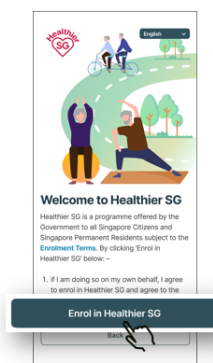
If he/ she is eligible but has yet to enrol in Healthier SG, he/she will be labelled as 'Not Enrolled'.



Step 3

Read and accept the Healthier SG Enrolment Terms.

Next, you can start to enrol your loved ones in Healthier SG by following the instructions on the screen.



Once your caregiver has successfully added you as a care recipient, your user profile will be shown on HealthHub for them to assist with your enrolment if you are eligible to enrol to Healthier SG.

Alternatively, you may enrol to Healthier SG through the HealthHub web portal at www.healthhub.sg by logging in with your Singpass.

HealthHub FAQs can be found here: www.healthhub.sg/faqs