



MINISTRY OF HEALTH  
SINGAPORE

# MEDICAL ENDOWMENT SCHEME

---

ANNUAL REPORT 2018/2019

**MEDICAL ENDOWMENT FUND  
ANNUAL REPORT FOR THE FINANCIAL YEAR  
1 APRIL 2018 TO 31 MARCH 2019**

<b>CONTENTS</b>	<b>PAGE</b>
1. Introduction	1
2. Overview of Medical Endowment Fund	1
3. Financial Status of Medical Endowment Fund	2
4. MediFund and MediFund Silver Grants Disbursed	3
5. MediFund and MediFund Silver Usage	3
6. Auditor's Reports	6
7. Conclusion	7
 <b>EXHIBITS</b>	
Exhibit 1: Financial Status of Medical Endowment Fund	2
Exhibit 2: MediFund and MediFund Silver Grants to MFIs	3
Exhibit 3: Number of Admissions/Attendances/Bed Months Approved for MediFund and MediFund Silver Assistance	3
Exhibit 4: Utilisation of MediFund and MediFund Silver by MFIs	4
Exhibit 5: MediFund and MediFund Silver Assistance Disbursed to Patients	5
Exhibit 6: Average FY18 Assistance According to where Patients received Treatment in PHIs	6
Exhibit 7: Percentage of Admissions/Attendances/Bed Months which received Full Assistance from MediFund and MediFund Silver in FY18	6
 <b>CHARTS</b>	
Chart 1a: Distribution of MediFund and MediFund Silver Grant to MediFund Committees of Public Hospitals and Institutions in FY18	8
Chart 1b: Distribution of MediFund and MediFund Silver Grant to MediFund Committees of ILTC Facilities in FY18	9
Chart 2a: Total Number of Admissions/Attendances Approved for MediFund and MediFund Silver Assistance by Public Hospitals and Institutions in FY17 and FY18	10
Chart 2b: Total Number of Admissions/Attendances/Bed Months Approved for MediFund and MediFund Silver Assistance by MediFund Committees of ILTC Facilities in FY17 and FY18	10
Chart 3a: Total Amount of MediFund and MediFund Silver Assistance Approved by MediFund Committees of Public Hospitals and Institutions in FY17 and FY18	11

Chart 3b:	Total Amount of MediFund and MediFund Silver Assistance Approved by ILTC Facilities in FY17 and FY18	11
Chart 4a:	Breakdown of Number of Admissions/Attendances Approved for MediFund and MediFund Silver Assistance by MediFund Committees of Public Hospitals and Institutions in FY18	12
Chart 4b:	Breakdown of Number of Admissions/Attendances/Bed Months Approved for MediFund and MediFund Silver Assistance by MediFund Committees of ILTC Facilities in FY18: Non-Residential Services	13
Chart 4c:	Breakdown of Number of Admissions/Attendances/Bed Months Approved for MediFund and MediFund Silver Assistance by MediFund Committees of ILTC Facilities in FY18: Intermediate Term Residential Services	13
Chart 4d:	Breakdown of Number of Admissions/Attendances/Bed Months Approved for MediFund and MediFund Silver Assistance by MediFund Committees of ILTC Facilities in FY18: Long Term Residential Services	14
Chart 5a:	Breakdown of Amount of MediFund and MediFund Silver Assistance Approved by MediFund Committees of Public Hospitals and Institutions in FY18	15
Chart 5b:	Breakdown of Amount of MediFund and MediFund Silver Assistance Approved by MediFund Committees of ILTC Facilities in FY18	16

## **ANNEXES**

Annex A:	List of MediFund Committees and MediFund Approved Institutions in FY18	17
Annex B:	MediFund Advisory Council in FY18	24
Annex C:	Auditor's Report on MediFund Accounts	25

**MEDICAL ENDOWMENT FUND  
ANNUAL REPORT FOR THE FINANCIAL YEAR  
1 APRIL 2018 TO 31 MARCH 2019**

**1. INTRODUCTION**

1.1. The Medical Endowment Fund (MediFund) is governed by the Medical and Elderly Care Endowment Schemes Act (Chapter 173A). As required under the Act, this Report gives an account of the administration of MediFund for the Financial Year 2018 (FY18), i.e. for the period 1 April 2018 to 31 March 2019.

**2. OVERVIEW OF MEDICAL ENDOWMENT FUND**

Objective

2.1 MediFund was created by the Government on 1 April 1993. Its objective is to assist needy Singapore Citizens who are unable to afford their medical bills, after government subsidies and having made use of their MediShield Life and MediSave.

2.2 Needy Singaporeans who receive subsidised treatment and have difficulties paying their medical bills can apply for MediFund assistance. The quantum of assistance given is tailored to the individual's circumstances.

2.3 Over the years, MediFund has been enhanced to ensure that needy Singapore Citizens receive appropriate and adequate help. For example, MediFund Silver and MediFund Junior were introduced in 2007 and 2013 to better target assistance for the elderly and children respectively from needy families. MediFund has also been extended to cover more healthcare services<sup>1</sup>.

2.4 To strengthen our social safety net, the Government injects significant sums into MediFund when the budget permits. As at end FY18, the respective capital sums for MediFund and MediFund Silver stood at \$3.13 billion and \$1.37 billion.

MediFund Committees

2.5 Every MediFund-approved institution (MFI) has a MediFund Committee to evaluate and approve applications from eligible patients. In FY18, there were 48 MediFund Committees administering MediFund for 148 MFIs, an increase of 9 institutions from FY17. The MFIs include Public Hospitals, National Speciality Centres and Polyclinics (collectively referred as Public Healthcare Institutions, PHIs) and various intermediate and long term care (ILTC) Facilities (including PHI-affiliated Community Hospitals) (Annex A)<sup>2</sup>.

---

<sup>1</sup> For example, the use of MediFund was extended in 2013 to primary care at the polyclinics, dental services, and antenatal and delivery services.

<sup>2</sup> A MediFund Committee may administer MediFund for more than one institution. For instance, in FY18, the Agency for Integrated Care (AIC) MediFund Committee administered MediFund for patients from 55 institutions, including private nursing homes with beds subsidised by MOH and selected non-residential ILTC facilities.

2.6 The MediFund Committees approve applications from patients at their respective institutions and decide on the quantum of MediFund assistance to be provided. MediFund Committee members are nominated by the respective institutions and come from diverse backgrounds. They are appointed by the Permanent Secretary (Health).

MediFund Advisory Council

2.7 The MediFund Advisory Council is appointed by the Minister for Health to advise him on all matters relating to the use of the interest income of MediFund. The Council also recommends directives and guidelines on the approval of applications from eligible patients and on the administration of the MediFund Accounts of MediFund Committees. The ninth Council was appointed in April 2017 for a 3-year term till 31 March 2020 (see Annex B for the composition of the Council).

**3. FINANCIAL STATUS OF MEDICAL ENDOWMENT FUND**

3.1 Exhibit 1 provides the financial status of the Medical Endowment Fund in FY17 and FY18.

**Exhibit 1: Financial status of Medical Endowment Fund<sup>1</sup>**

	FY17 (\$ million)			FY18 (\$ million)		
	MediFund	MediFund Silver	Total	MediFund	MediFund Silver	Total
Balance at 1 Apr of FY	2,896.5	1,227.5	4,124.0	3,269.6	1,379.7	4,649.3
Capital Injection	350.0	150.0	500.0	0.0	0.0	0.0
Total Income in the FY	134.2	49.1	183.3	130.8	55.2	186.0
Total Expenditure in the FY	(111.1)	(46.9)	(158.0) <sup>3</sup>	(134.1)	(48.7)	(182.9) <sup>3</sup>
<b>Balance at end of FY</b>	<b>3,269.6</b>	<b>1,379.7</b>	<b>4,649.3</b>	<b>3,266.3</b>	<b>1,386.1</b>	<b>4,652.4</b>
Comprising:						
Capital Sum	3,130.0	1,370.0	4,500.0	3,130.0	1,370.0	4,500.0
Protected Reserves <sup>2</sup>	113.1	6.2	119.3	113.1	6.2	119.3
Accumulated Income <sup>2</sup>	26.5	3.5	30.0	23.1	9.9	33.1

Notes:

1. The figures in this and subsequent tables may not add up due to rounding.
2. The protected reserves comprise accumulated unutilised interest monies that were locked-up at the change-over of Government in December 2001, May 2006, May 2011 and 30 Sep 2015.
3. Total expenditure includes \$138,501 payment for auditor's fees and printing of the annual report in FY18 (\$135,826 for FY17).

#### 4. MEDIFUND AND MEDIFUND SILVER GRANTS DISBURSED

4.1. The Ministry of Health (MOH) provides the MFIs with grants from income generated from MediFund each year. The amount provided takes into account various factors such as the MFI's projected needs for the year and savings from the previous year. The MediFund Committees of the MFIs then approve payments of MediFund and MediFund Silver assistance for patients' bills from their Institution's MediFund Account based on the grant and savings.

4.2. In FY18, MOH distributed \$182.7 million in MediFund and MediFund Silver grants to the institutions (see Exhibit 2). The grants to the MFIs are shown in Chart 1a and Chart 1b respectively.

##### **Exhibit 2: MediFund and MediFund Silver grants to MFIs**

<b>MFIs</b>	<b>FY17 (\$ million)</b>	<b>FY18 (\$ million)</b>	<b>% Change</b>
PHIs	125.1	143.6	14.8%
ILTCs	32.7	39.2	19.8%
<b>Total</b>	<b>157.8</b>	<b>182.7</b>	<b>15.8%</b>

Notes:

1. Figures may not tally due to rounding.

#### 5. MEDIFUND AND MEDIFUND SILVER USAGE

##### Number of Admissions/Attendances/Bed Months Approved for MediFund Assistance

5.1 In FY18, 99.9% of the MediFund applications received were approved. 1,239,578 admissions, attendances and bed months were approved for MediFund and MediFund Silver assistance, an increase of 5.1% from FY17 (see Exhibit 3). The breakdown of MediFund workload by PHIs and ILTC facilities is shown in Charts 4a to 4d. Approved applications for MediFund assistance at ILTCs grew by 16.1%, due to new MediFund-approved ILTC facilities, ramping up of existing facilities to cater to rising healthcare needs, and higher patient volume.

**Exhibit 3: Number of Admissions/Attendances/Bed Months approved for MediFund and MediFund Silver Assistance**

	FY17	FY18			
	Total	MediFund	MediFund Silver	Total	% Change
PHIs	<b>1,042,929</b>	792,635	288,570	<b>1,081,205</b>	+ 3.7%
ILTCs	<b>136,596</b>	74,005	84,368	<b>158,373</b>	+ 16.1%
<b>Overall</b>	<b>1,179,525</b>	<b>866,640</b>	<b>372,938</b>	<b>1,239,578</b>	<b>+ 5.1%</b>

Notes:

1. Admissions/attendances/bed months are not equivalent to unique patients. A patient may be assisted for more than one hospitalisation admission or a stretch of outpatient attendances.
2. In the ILTC sector, visits to Non-Residential Services (e.g. Dementia Day Care) are counted as attendances, a continuous period of stay with an Intermediate Term Residential Service (e.g. Community Hospital) is counted as one admission, and for a Long Term Residential Service (e.g. Nursing Home), and each 30-day period is counted as one bed month.
3. Figures may not add up due to rounding.

Utilisation of Allocation

5.2 A total assistance of \$156.5 million was given by MediFund Committees to patients in FY18. In aggregate, MediFund Committees utilised about 85.6% of the amount of MediFund allocated in FY18 (see Exhibit 4).

**Exhibit 4: Utilisation of MediFund and MediFund Silver by MFIs**

	FY17		FY18	
	Quantum of Assistance to Patients (\$ million)	Utilisation of Allocation	Quantum of Assistance to Patients (\$ million)	Utilisation of Allocation
<b>MediFund</b>	104.5	94.2%	107.7	80.4%
<b>MediFund Silver</b>	45.3	96.5%	48.8	100.2%
<b>Overall</b>	<b>149.8</b>	<b>94.9%</b>	<b>156.5</b>	<b>85.6%</b>

Notes:

1. Utilisation can exceed yearly allocation when MFIs carry over surpluses from past years' MediFund allocation.
2. Figures may not add up due to rounding.
3. Utilisation of more than 100% indicates that MediFund committees have tapped on past years' savings.

Assistance disbursed to Patients

5.3 The amount of MediFund assistance disbursed for care in PHIs totalled to \$124.2 million in FY18, while that in ILTC was \$32.3 million (see Exhibit 5). Assistance for patients in the ILTC facilities increased by 8.2% compared to FY17, due to higher capacity and number of approved applications.

**Exhibit 5: MediFund and MediFund Silver Assistance disbursed to Patients**

	<b>FY17 (\$)</b>	<b>FY18 (\$)</b>	<b>% Change</b>
To all patients			
PHIs	119,924,869	124,220,634	+ 3.6%
ILTCs	29,844,097	32,299,733	+ 8.2%
<b>Overall</b>	<b>149,768,966</b>	<b>156,520,367</b>	<b>+ 4.5%</b>
To patients aged 65 and above			
PHIs	27,202,559	30,286,326	+ 11.3%
ILTCs	19,600,256	21,609,356	+ 10.6%
<b>Overall</b>	<b>46,802,816</b>	<b>51,895,682</b>	<b>+ 11.0%</b>
To patients aged 18 and below			
PHIs	11,844,512	11,561,253	- 2.4%
ILTCs	29,784	37,868	+ 27.1%
<b>Overall</b>	<b>11,874,296</b>	<b>11,599,121</b>	<b>- 2.3%</b>

Note:

1. Assistance given to patients aged 65 and above includes both MediFund and MediFund Silver assistance.
2. Figures may not add up due to rounding.

**Average Assistance per Admission/Attendance**

5.4 Similar to previous years, bills for outpatient treatment formed the majority of applications approved for MediFund and MediFund Silver assistance among the PHIs. In FY18, outpatient applications made up 96.7% of the approved MediFund applications in PHIs. 73.5% of the total MediFund and MediFund Silver assistance disbursed in PHIs were for outpatient treatments.

5.5 The quantum of MediFund and MediFund Silver assistance received by patients varied depending on their actual bills incurred in the various settings (see Exhibit 6). For inpatient admissions, the average assistance per admission was \$917. For outpatient attendances, the average assistance per attendance was \$87.



**Exhibit 6: Average FY18 Assistance According to where Patients received Treatment in PHIs**

		Number	Assistance disbursed (\$ mil)	Average assistance disbursed (\$)
Inpatient admissions	Class B2	4,148	3.68	887
	Class C	26,994	26.76	991
	Day Surgery	4,737	2.45	518
	Overall	35,879	32.89	917
Outpatient attendances		1,045,326	91.33	87

Note: Figures may not tally due to rounding.

5.6 MediFund and MediFund Silver paid fully for the outstanding subsidised bills of 90.9% of the MediFund-assisted workload in FY18, similar to the percentage in FY17 (see [Exhibit 7](#)).

**Exhibit 7: Percentage of MediFund-assisted Admissions/Attendances/Bed Months which received Full Assistance from MediFund and MediFund Silver in FY18**

MFIs		% of MediFund-assisted Admissions/Attendances/Bed Months with Full Assistance
PHIs	Inpatient	88.0%
	Outpatient	92.9%
	Overall	92.8%
ILTC	Non-residential (attendances)	74.7%
	Intermediate term residential (admissions)	88.0%
	Long term residential (bed months)	86.0%
<b>Overall</b>		<b>90.9%</b>

Notes:

1. Full assistance means that MediFund and MediFund Silver paid for 100% of the outstanding subsidised bills which the patient could not afford after drawing on all other means of payment.
2. Besides MediFund, patients may also receive charity assistance.

**6. AUDITOR'S REPORTS**


6.1. In accordance with Section 13 of the Act, every MediFund Committee will submit the annual financial statements of its Institution's MediFund Account to the auditor appointed by MOH.

6.2. Kong Lim & Partners LLP was appointed the auditor for the FY18 accounts. The audited financial statements of the main MediFund account administered by MOH and the various Institutions' MediFund Accounts are at Annex C.

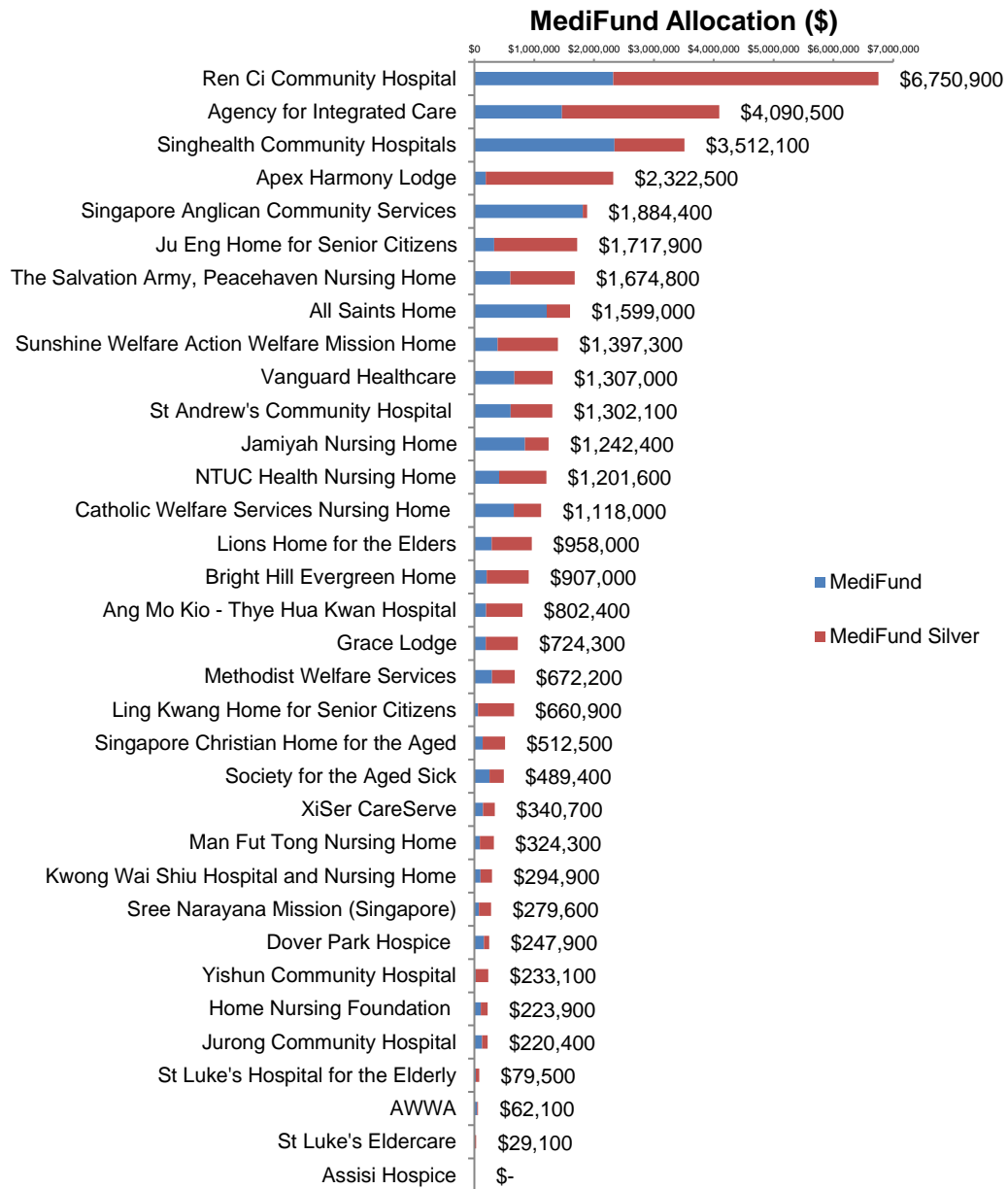
## **7. CONCLUSION**

7.1. MOH will continue to work closely with MediFund Committees to manage the MediFund budget, to ensure that sufficient funds are available to assist needy Singapore Citizens with their medical bills.

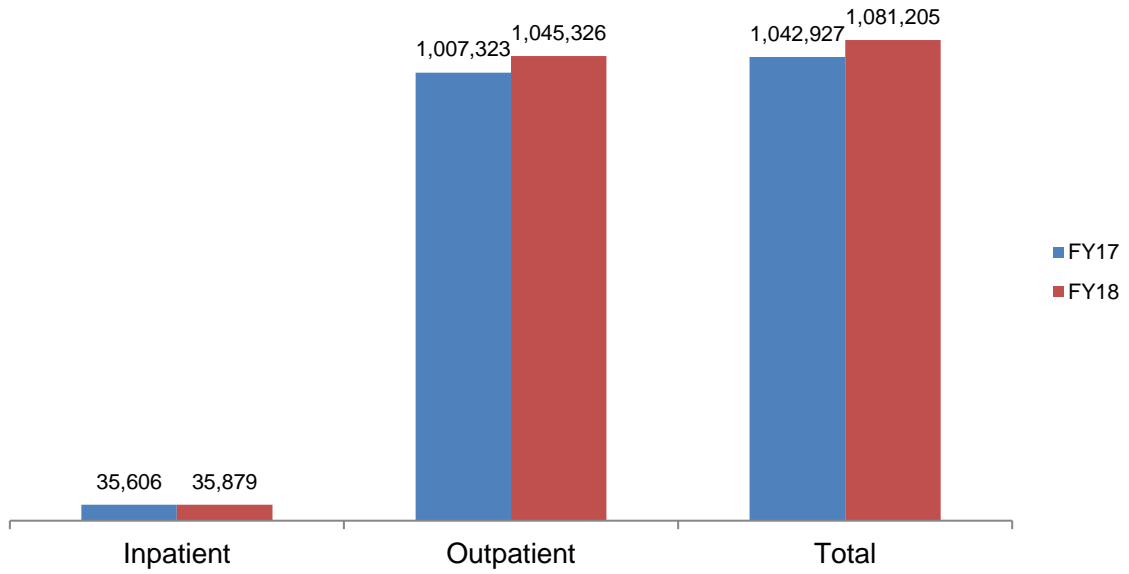
**Chart 1a**  
**Distribution of MediFund Grant to MediFund Committees of**  
**Public Hospitals and Institutions in FY18**



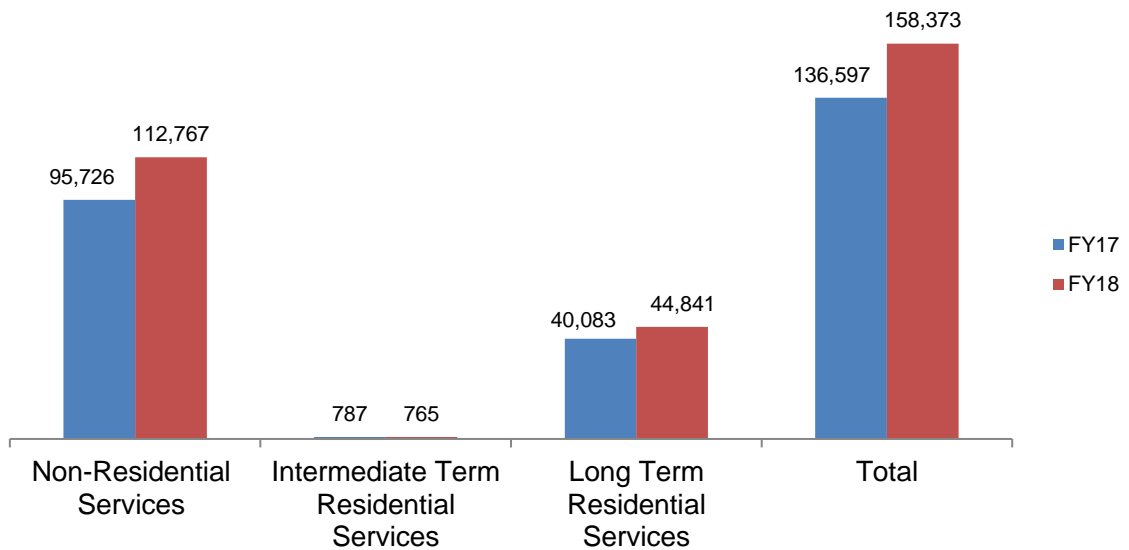
**Chart 1b**  
**Distribution of MediFund Grant to MediFund Committees of ILTC**  
**Facilities in FY18**



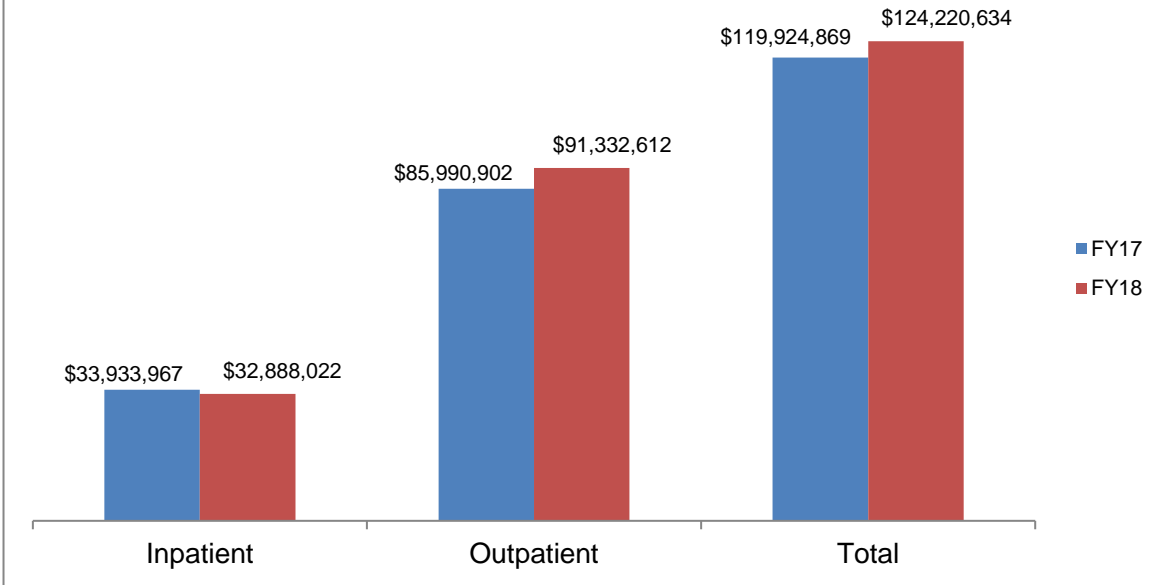
**Chart 2a**  
**Total Number of Admissions/Attendances Approved for MediFund and MediFund Silver Assistance by Public Hospitals and Institutions in FY17 and FY18**



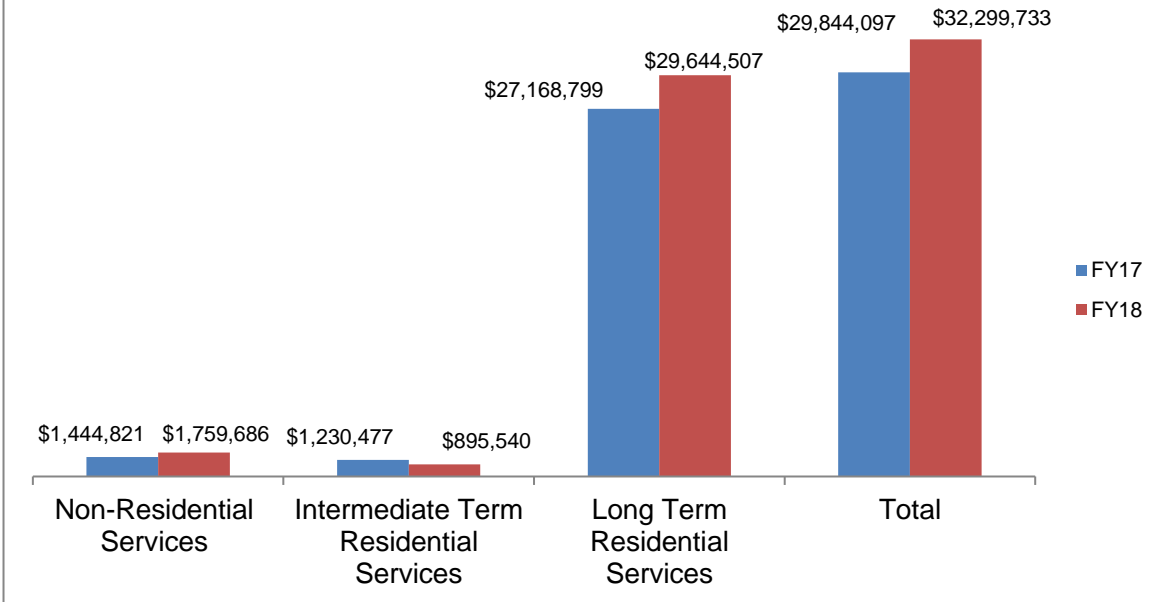
**Chart 2b**  
**Total Number of Admissions/Attendances/Bed Months Approved for MediFund and MediFund Silver Assistance by ILTC Facilities in FY17 and FY18**



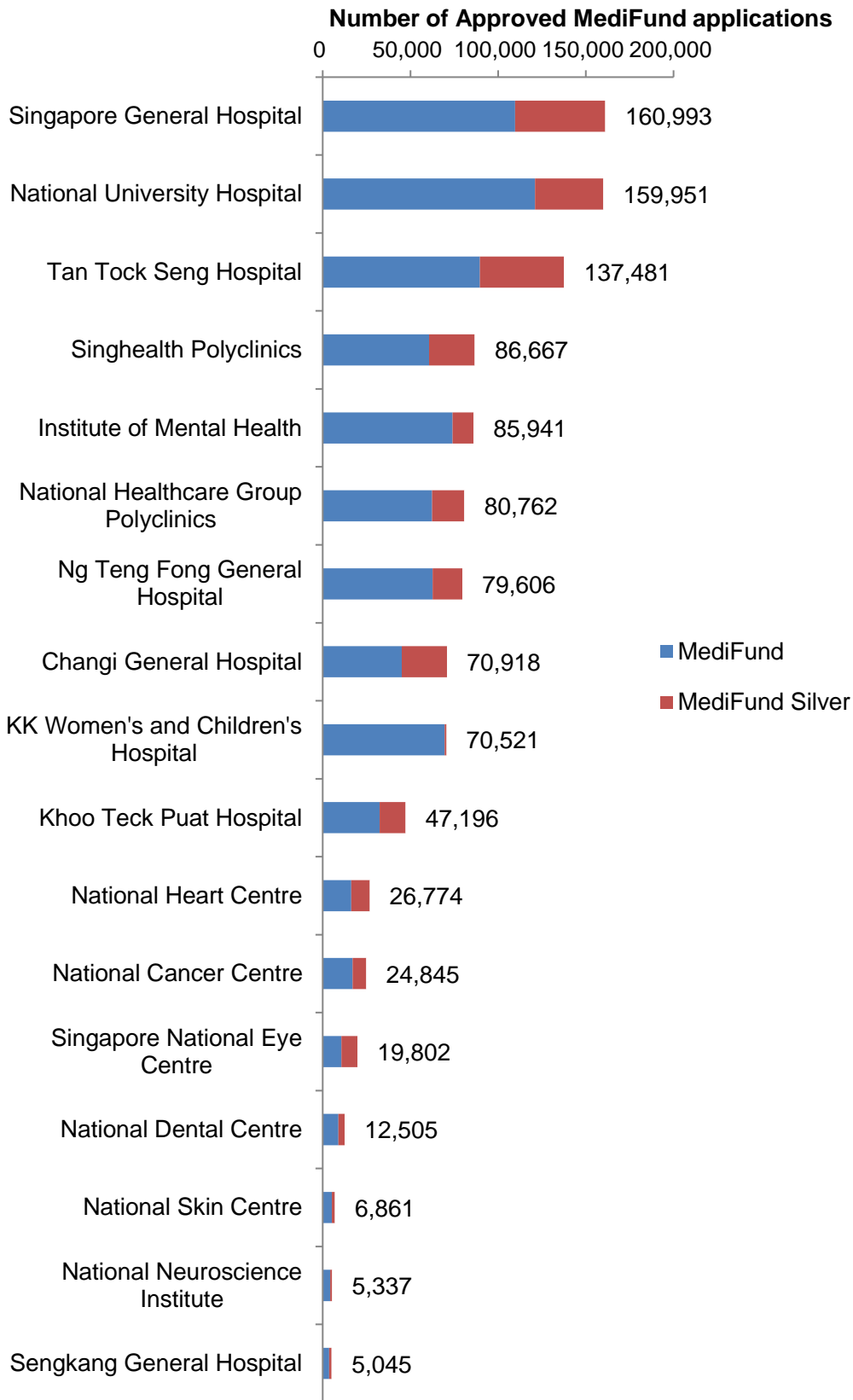
**Chart 3a**  
**Total Amount of MediFund and MediFund Silver Assistance**  
**Approved by Medifund Committees of Public Hospitals and**  
**Institutions in FY17 and FY18**



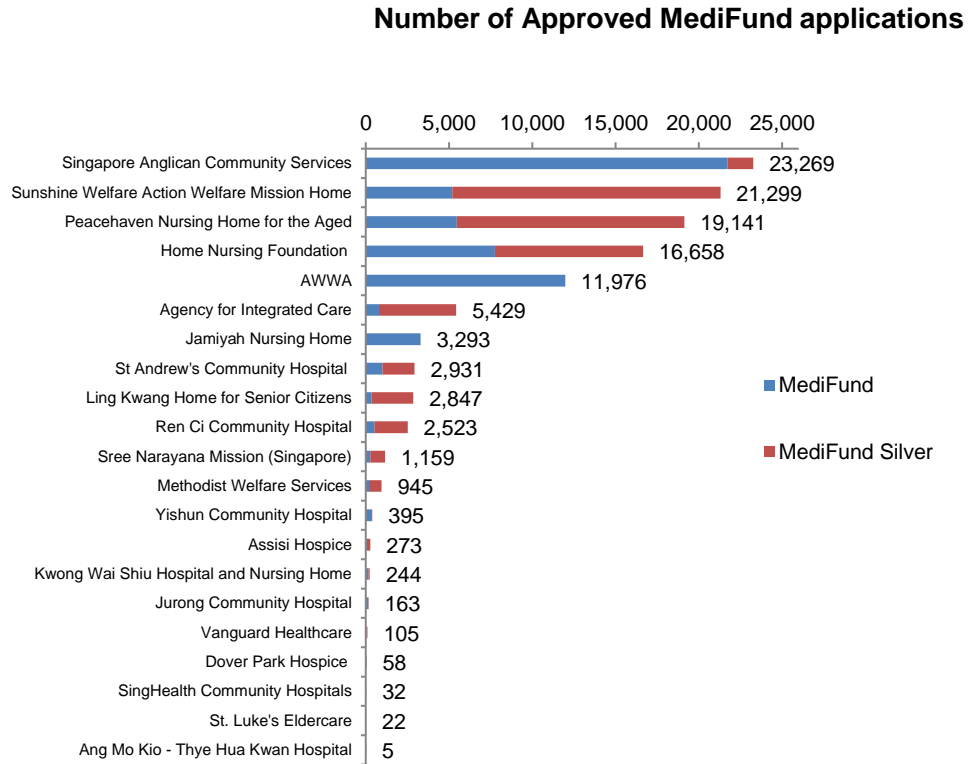
**Chart 3b**  
**Total Amount of MediFund and MediFund Silver Assistance**  
**Approved by ILTC Facilities in FY17 and FY18**



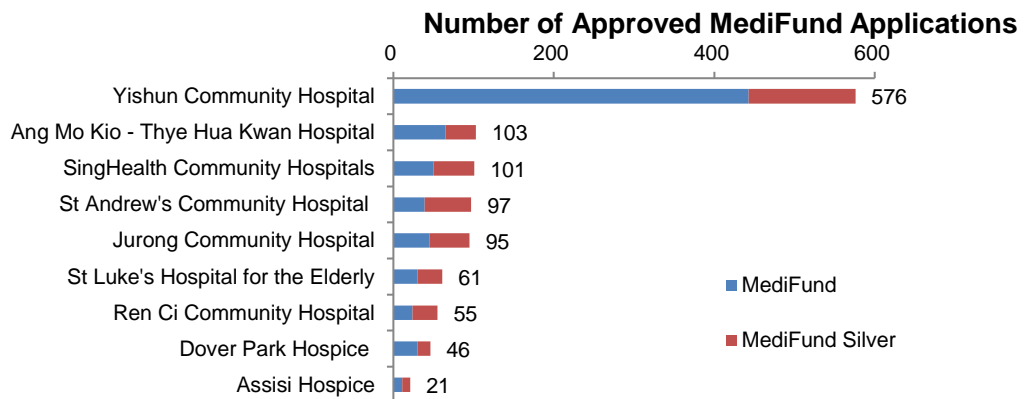
**Chart 4a**  
**Breakdown of Number of Admissions/Attendances Approved for MediFund and MediFund Silver Assistance by MediFund Committees of Public Hospitals and Institutions in FY18**



**Chart 4b**  
**Breakdown of Number of Admissions/Attendances/Bed Months**  
**Approved for MediFund and MediFund Silver Assistance by ILTC**  
**Facilities in FY18: Non-Residential Services**

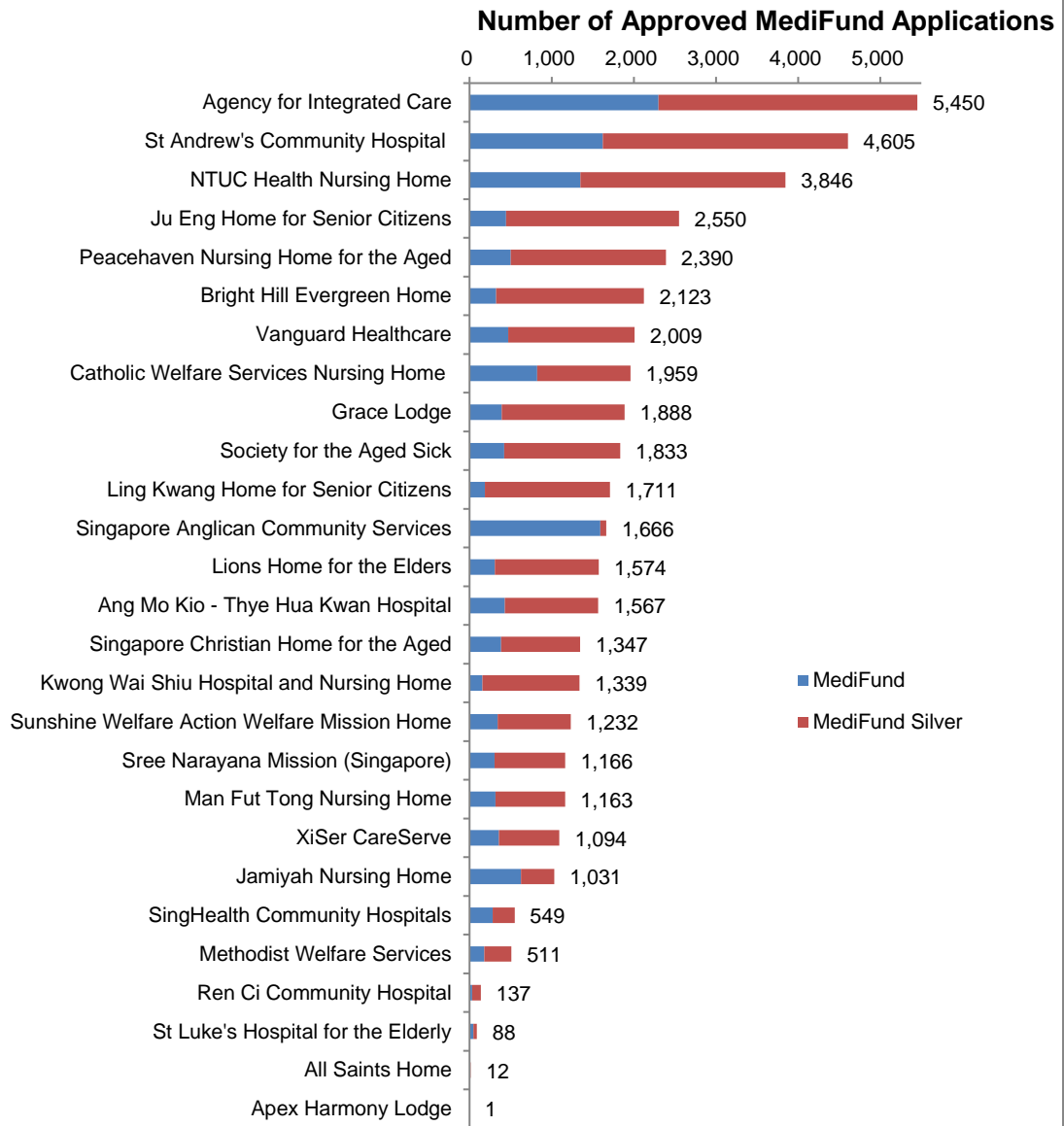


**Chart 4c**  
**Breakdown of Number of Admissions/Attendances/Bed Months**  
**Approved for MediFund and MediFund Silver Assistance by ILTC**  
**Facilities in FY18:**  
**Intermediate Term Residential Services**





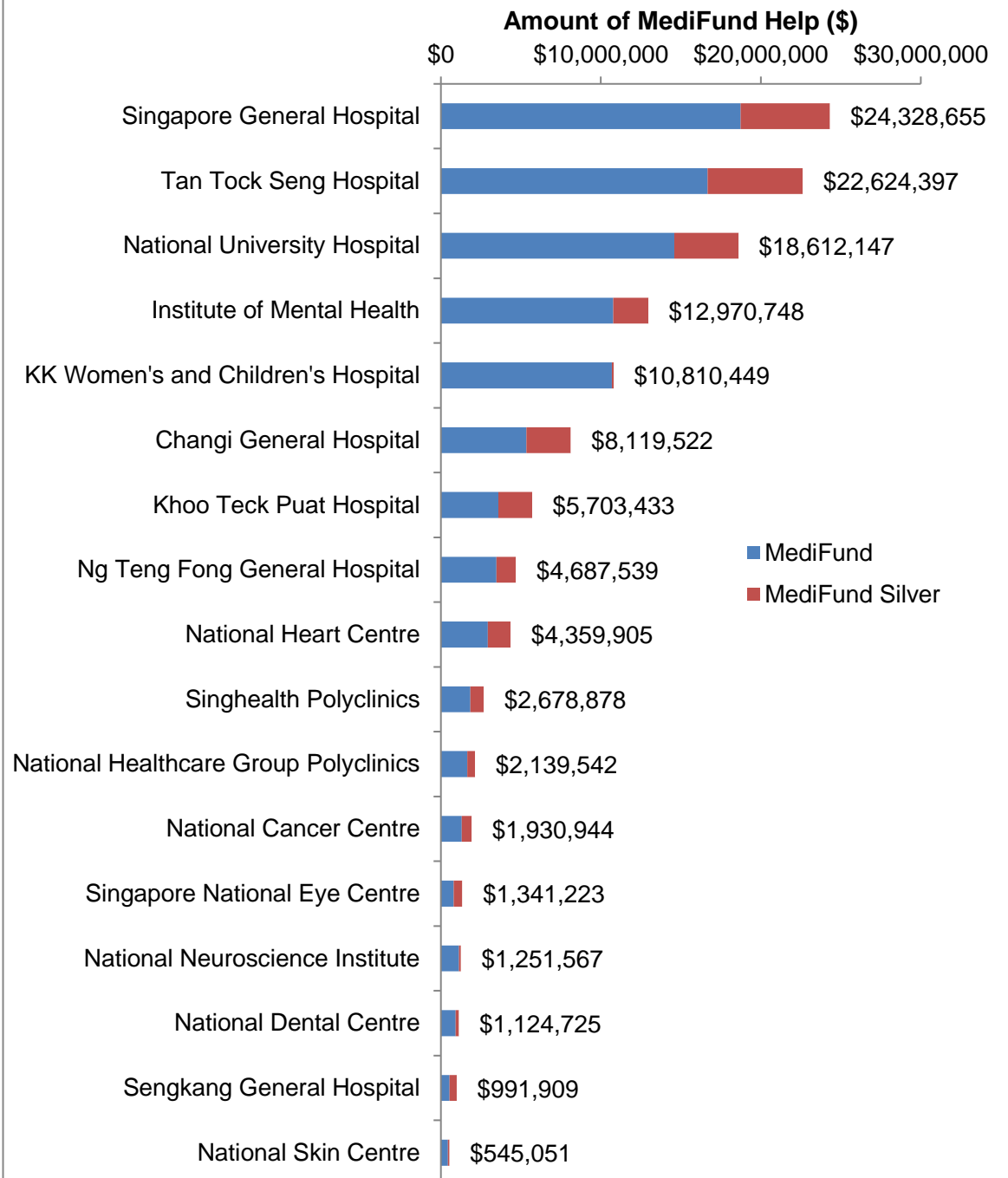
**Chart 4d**  
**Breakdown of Number of Admissions/Attendances/Bed Months**  
**Approved for MediFund and MediFund Silver Assistance by ILTC**  
**Facilities in FY18:**  
**Long Term Residential Services**



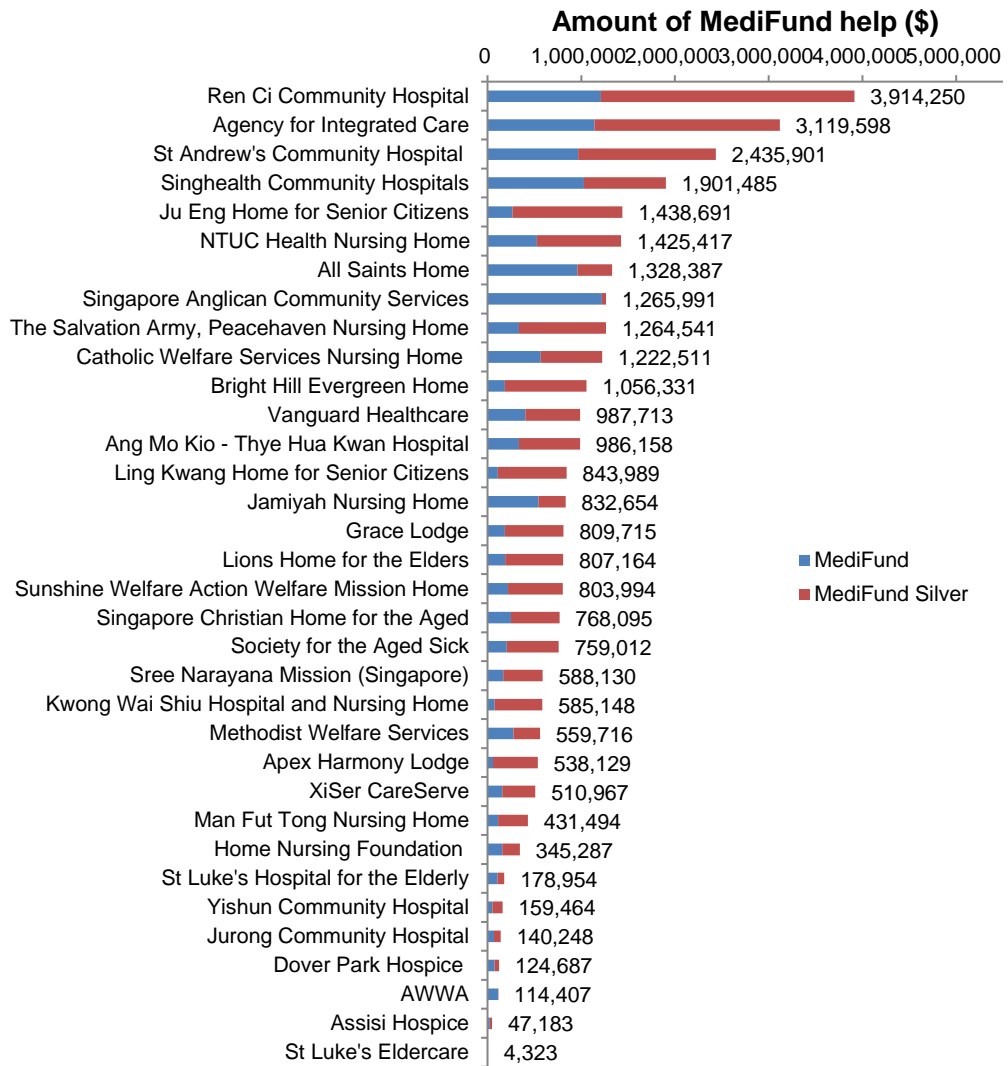
**Note:**

1. The Agency for Integrated Care MediFund Committee administers MediFund for 55 different institutions, as shown in Annex A.
2. Figures may not tally due to rounding.

**Chart 5a**  
**Breakdown of Amount of MediFund and MediFund Silver Assistance Approved by MediFund Committees of Public Hospitals and Institutions in FY18**



**Chart 5b**  
**Breakdown of Amount of MediFund and MediFund Silver Assistance**  
**Approved by MediFund Committees of ILTC Facilities in FY18**



**LIST OF MEDIFUND COMMITTEES AND MEDIFUND APPROVED INSTITUTIONS IN FY18**

	<b>Name of MediFund Committee</b>	<b>Approved Institutions</b>
1.	Agency for Integrated Care MediFund Committee	(1) Adventist Nursing and Rehabilitation Centre (2) Agency for Integrated Care Pte Ltd (3) Alzheimer’s Disease Association —New Horizon Centre (Tampines) (4) Apex Day Rehabilitation Centre for Elderly (5) Econ Medicare Centre (Braddell Road) (6) Econ Medicare Centre (Chai Chee) (7) Econ Medicare Centre (Choa Chu Kang) (8) Econ Medicare Centre (Recreation Road) (9) Econ Medicare Centre (Upper East Coast) (10) Econ Medicare Centre — Yio Chu Kang (11) Econ Nursing Home (Buangkok) (12) Green Avenue Home for the Elderly (13) Lee Ah Mooi Old Age Home (14) Marine Parade— Aspiration Elderly Lodge (15) Orange Valley Nursing Home (16) Orange Valley Nursing Home (Clementi) (17) Orange Valley Nursing Home (Marsiling) (18) Orange Valley Nursing Home (Simei) (19) Orange Valley Nursing Home (Sims Avenue) (20) Our Lady of Lourdes Nursing Home Pte Ltd (21) Pacific Healthcare Nursing Home (Bukit Merah) (22) Pacific Healthcare Nursing Home II (23) SASCO Integrated Eldercare Centre (24) Silver Circle (Serangoon Central) (25) Silver Circle (Toa Payoh) (26) Society for the Physically Disabled – SPD Ability Centre (27) Society for the Physically Disabled – Community Rehabilitation Centre (28) SPD@Toa Payoh (29) St Hilda’s Community Services Centre (Ageing in Place)

	<b>Name of MediFund Committee</b>	<b>Approved Institutions</b>
		(30) Sunlove Abode for Intellectually Infirm Ltd (Sunlove Rehab Centre @ Ang Mo Kio) (31) Sunlove Home (32) Sunlove Home@IMH (33) Sunlove Home@SILRA (34) SunnyVille Home (35) Tembusu Eldercare Centre (SPICE) (36) Tembusu Rehab and Day Care Centre (37) The Lantor Residence (38) Thian Leng Old Folks Home (39) TOUCH Community Services Ltd—TOUCH Home Care (Jurong) (40) TOUCH Community Services Ltd — TOUCH Home Care (Toa Payoh) (41) TP Healthcare Ltd (42) Tsao Foundation (43) United Medicare Centre (44) United Medicare (Elizabeth Drive) Pte Ltd (45) Yong-En Care Centre (46) United Medicare Centre (Queensway) (47) SATA CommHealth Home Care Services (48) Lee Ah Mooi Old Age Home (Silat) (49) SASCO@Jurong West (50) SASCO Day Activity Centre (Telok Blangah Rise) (51) SASCO Hong Kah North Day Care Centre (52) ComSA Whampoa Centre (53) Orange Valley Care Centre (Balestier) (54) Active Global Ghim Moh Active Ageing Hub (55) Active Global Telok Blangah Active Ageing Hub
2.	All Saints Home MediFund Committee	(1) All Saints Home (2) All Saints Home (Hougang) (3) All Saints Home (Yishun) (4) All Saints Home (Jurong East)
3.	Ang Mo Kio — Thye Hua Kwan Hospital MediFund Committee	(1) Ang Mo Kio — Thye Hua Kwan Hospital (2) Thye Hua Kwan Moral Charities Ltd (3) THK Nursing Home @ Hougang

	<b>Name of MediFund Committee</b>	<b>Approved Institutions</b>
		(4) THK Senior Care Centre @ Kaki Bukit (Bedok North)
4.	Apex Harmony Lodge MediFund Committee	Apex Harmony Lodge
5.	Assisi Hospice MediFund Committee	Assisi Hospice
6.	AWWA MediFund Committee	(1) AWWA Rehab & Day Care Centre (formerly known as AWWA Readycare Centre) (2) AWWA Dementia Day Care Centre (3) AWWA Dementia Day Care Centre (Yishun)
7.	Methodist Welfare Services (MWS) MediFund Committee <i>(Previously "Bethany Methodist Nursing Home MediFund Committee")</i>	(1) MWS Bethany Nursing Home – Choa Chu Kang (2) MWS Home Care (3) MWS Nursing Home (Yew Tee)
8.	Bright Hill Evergreen Home MediFund Committee	Bright Hill Evergreen Home
9.	SingHealth Community Hospitals MediFund Committee <i>(Previously "Bright Vision Hospital MediFund Committee")</i>	(1) Bright Vision Hospital (2) Sengkang Community Hospital
10.	Catholic Welfare Services Nursing Home MediFund Committee	(1) St Joseph's Home (2) St Theresa's Home (3) Villa Francis Home for the Aged
11.	Changi General Hospital MediFund Committee	Changi General Hospital

	<b>Name of MediFund Committee</b>	<b>Approved Institutions</b>
12.	Dover Park Hospice MediFund Committee	(1) Dover Park Hospice (2) Dover Park Day Care
13.	Grace Lodge MediFund Committee	Grace Lodge
14.	Home Nursing Foundation MediFund Committee	Home Nursing Foundation
15.	Jamiyah Nursing Home MediFund Committee	Jamiyah Nursing Home (Darul Syifaa) )( <i>Previously "Jamiyah Nursing Home"</i> )
16.	Ju Eng Home for Senior Citizens MediFund Committee	Ju Eng Home for Senior Citizens
17.	Ng Teng Fong General Hospital MediFund Committee ( <i>Previously "Jurong Health Services MediFund Committee"</i> )	(1) Jurong Community Hospital (2) Jurong Medical Centre (3) Ng Teng Fong General Hospital (4) National University Polyclinics
18.	Khoo Teck Puat Hospital MediFund Committee	(1) Khoo Teck Puat Hospital (2) Yishun Community Hospital (3) Admiralty Medical Centre
19.	KK Women's and Children's Hospital MediFund Committee	KK Women's and Children's Hospital
20.	Kwong Wai Shiu Hospital & Nursing Home MediFund Committee	(1) Kwong Wai Shiu Hospital & Nursing Home (2) Kwong Wai Shiu Care @McNair (3) Kwong Wai Shiu Care @Jalan Besar
21.	Ling Kwang Home for Senior Citizens MediFund Committee	Ling Kwang Home for Senior Citizens

	<b>Name of MediFund Committee</b>	<b>Approved Institutions</b>
22.	Lions Home for the Elders MediFund Committee	(1) Lions Home for the Elders (2) Lions Home for the Elders (Bishan)
23.	Man Fut Tong Nursing Home MediFund Committee	(1) Man Fut Tong Nursing Home (2) Man Fut Tong Ho Yuen Hoe Senior Care Centre
24.	National Cancer Centre MediFund Committee	(1) National Cancer Centre (2) National Dental Centre
25.	National Healthcare Group Polyclinics MediFund Committee	National Healthcare Group Polyclinics
26.	National Heart Centre MediFund Committee	National Heart Centre
27.	National Neuroscience Institute MediFund Committee	National Neuroscience Institute
28.	National Skin Centre MediFund Committee	National Skin Centre
29.	National University Hospital MediFund Committee	(1) National University Hospital (2) Alexandra Hospital (from 1 Jun 2018)
30.	The Salvation Army, Peacehaven Nursing Home MediFund Committee	(1) The Salvation Army, Peacehaven Nursing Home (2) The Salvation Army, Peacehaven Bedok Day Centre
31.	Ren Ci Community Hospital MediFund Committee	(1) Ren Ci Hospital (2) Ren Ci Community Hospital (3) Ren Ci @ Bukit Batok Street 52 (Nursing Home) (4) Ren Ci @ Ang Mo Kio (Nursing Home)
32.	Sengkang General Hospital MediFund Committee	(1) Alexandra Hospital (from 1 Jul 2015 to before 1 Jun 2018) (2) Sengkang General Hospital



	<b>Name of MediFund Committee</b>	<b>Approved Institutions</b>
33.	Singapore Christian Home MediFund Committee	Singapore Christian Home
34.	Singapore General Hospital MediFund Committee	Singapore General Hospital
35.	Singapore National Eye Centre MediFund Committee	Singapore National Eye Centre
36.	SingHealth Polyclinics MediFund Committee	SingHealth Polyclinics
37.	Society for the Aged Sick MediFund Committee	Society for the Aged Sick
38.	Sree Narayana Mission (Singapore) MediFund Committee <i>(Previously "Sree Narayana Mission Home for the Aged Sick MediFund Committee")</i>	(1) Sree Narayana Mission Nursing Home (Previously "Sree Narayana Mission Home for the Aged Sick") (2) Sree Narayana Mission Senior Care Centre (Woodlands) (Previously "Sree Narayana Mission, Multi-Service Centre @ Woodlands")
39.	St. Andrew's Community Hospital MediFund Committee	(1) St. Andrew's Community Hospital (2) St. Andrew's Nursing Home (3) St. Andrew's Senior Care Joy Connect (4) St. Andrew's Nursing Home (Henderson) (5) St. Andrew's Nursing Home (Queenstown) (6) St. Andrew's Senior Care (Tampines)
40.	St Luke's Hospital for the Elderly MediFund Committee	St. Luke's Hospital for the Elderly
41.	Sunshine Welfare Action Mission (SWAMI) Home MediFund Committee	Sunshine Welfare Action Mission (SWAMI) Home

	<b>Name of MediFund Committee</b>	<b>Approved Institutions</b>
42.	XiSer CareServe MediFund Committee <i>(Previously “Tai Pei Social Service (TPSS) MediFund Committee”)</i>	XiSer CareServe (Previously “Tai Pei Social Service (TPSS)”)
43.	Tan Tock Seng Hospital MediFund Committee	Tan Tock Seng Hospital
44.	Woodbridge Hospital/Institute of Mental Health MediFund Committee	Woodbridge Hospital/Institute of Mental Health
45.	NTUC Health Nursing Home MediFund Committee	(1) NTUC Health Nursing Home (Jurong West) (2) NTUC Health Nursing Home (Chai Chee) (3) NTUC Health Nursing Home (Geylang East)
46.	Vanguard Healthcare MediFund Committee	(1) Pearl’s Hill Care Home (2) Woodlands Care Home (3) Tampines Care Home
47.	Singapore Anglican Community Services MediFund Committee	(1) Anglican Care Centre (Hougang) (2) Anglican Care Centre (Simei) (3) Anglican Care Centre (Bukit Batok) (4) Anglican Care Centre (Pasir Ris) (5) Anglican Care Centre (Yishun) (6) Anglican Care Centre (Farrer Park) (7) Anglican Senior Centre (Hillview) (8) St. Andrew’s Nursing Home (Taman Jurong)  <i>(The above Anglican Care Centres except Anglican Care Centre (Farrer Park), which is set up in FY17, were previously known as Singapore Anglican Community Services, and managed under St. Andrew’s Community Hospital MediFund Committee)</i>
48.	St. Luke’s Eldercare MediFund Committee	St. Luke’s Eldercare Ltd

**ANNEX B****NINTH MEDIFUND ADVISORY COUNCIL**

<b>Chairman</b>	
Mr Benedict Cheong	CEO Temasek Foundation International
<b>Members</b>	
Mrs Mui-Kok Kah Wei	Retired (Former Senior Director of NTUC Fairprice)
Mr Christopher Woo Yin Loong	Director Quahe Woo & Palmer LLC
Mr Shaik Aziz Shaik Mohideen	Company Director Management Synergy Pte Ltd
Ms Lim Hsiu Mei	Director M & M Link
Mr Sim Gim Guan	CEO National Council of Social Service
Mr T K Udairam	COO Sheares Healthcare Management Pte Ltd
Ms Wee Wan Joo	Retired (Former GM of St Luke's Eldercare and Director of Corporate Development of St Luke's Hospital)
Mr Kenneth Au Yong	Partner Ramdas & Wong
Mr Mohd Ismail Bin Hussein	Partner RI Education LLP
Ms Khoo Kim Geok Jacqueline	Director JC Trust Limited
Mr Louis Lim	Partner William Poh & Louis Lim

**AUDITOR'S REPORT ON  
MEDIFUND ACCOUNTS**