



	E Week 22			Cumulative first 22		Week
	2022*	2021	Median 2017 -2021	2022	2021	Median 2017 -2021
<b>FOOD/WATER-BORNE DISEASES</b>						
Acute Hepatitis A	0	0	1	5	7	28
Acute Hepatitis E	0	0	0	12	24	23
Campylobacteriosis	20	11	9	360	292	167
Cholera	1	0	0	8	0	1
Paratyphoid	0	0	0	5	2	7
Poliomyelitis	0	0	0	0	0	0
Salmonellosis	22	30	40	584	486	660
Typhoid	3	1	1	33	3	26
<b>VECTOR-BORNE DISEASES</b>						
Chikungunya Fever	2	0	0	5	0	5
Dengue Fever	1452	118	118	13106	2865	2865
Dengue Haemorrhagic Fever	4	0	1	26	9	11
Japanese Encephalitis <sup>^</sup>	0	0	0	0	0	3
Leptospirosis <sup>^</sup>	3	1	1	21	13	13
Malaria	2	0	0	7	0	12
Murine Typhus <sup>^</sup>	1	0	0	5	3	3
Nipah virus infection	0	0	0	0	0	0
Plague	0	0	0	0	0	0
Yellow Fever	0	0	0	0	0	0
Zika Virus Infection	0	0	0	0	0	4
<b>AIR/DROPLET-BORNE DISEASES</b>						
Avian Influenza	0	0	0	0	0	0
Diphtheria	0	0	0	0	0	0
Ebola Virus Disease	0	0	0	0	0	0
<i>Haemophilus influenzae</i> type b	0	0	0	0	0	2
Legionellosis	1	0	0	10	4	7
Measles	0	0	0	0	0	24
Melioidosis	0	1	1	13	30	21
Meningococcal Disease	0	0	0	1	2	4
Mumps	3	3	8	46	88	189
Pertussis	0	0	1	0	0	24
Pneumococcal Disease (invasive)	1	0	2	18	10	55
Rubella	0	0	0	0	0	1
Severe acute respiratory syndrome	0	0	0	0	0	0
Tetanus <sup>^</sup>	0	0	0	0	0	0
<b>OTHER DISEASES</b>						
Acute hepatitis B	0	0	1	15	10	19
Acute hepatitis C	0	0	0	11	6	7
Botulism <sup>^</sup>	0	0	0	0	0	0
<b>MERS-CoV</b>						
Suspect cases tested	0	0	NA	1	0	NA
Other patients tested	0	0	NA	2	2	NA
<b>POLYCLINIC ATTENDANCES - AVERAGE DAILY NUMBER</b>						
Acute upper respiratory infections	1650	910	3017			
Acute conjunctivitis	32	36	79			
Acute Diarrhoea	340	224	484			
Chickenpox	3	3	10			
Hand, Foot And Mouth Disease	16	2	NA			NA
<b>HIV/STI/TB NOTIFICATIONS</b>						
HIV/AIDS	16	Apr		Cumulative 2022		
Legally Notifiable STIs*	276			54		
Tuberculosis	107			1169		
				401		

\* Preliminary figures, subject to revision when more information is available.

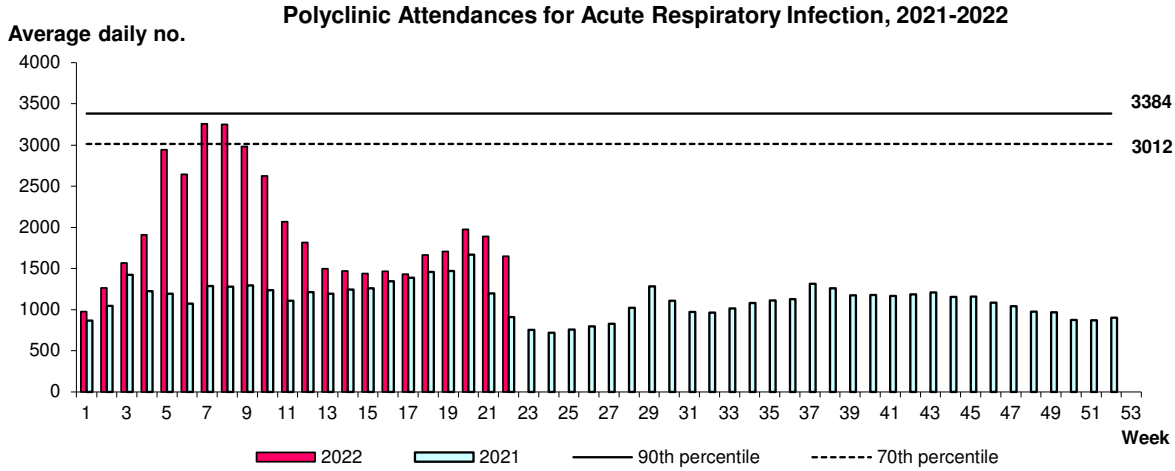
<sup>^</sup> Added to the list of notifiable diseases as of 28 Sep 2016.

Updated case counts due to change in case definitions w.e.f. 1 Jan 2018

## Influenza Situation in Singapore 2022

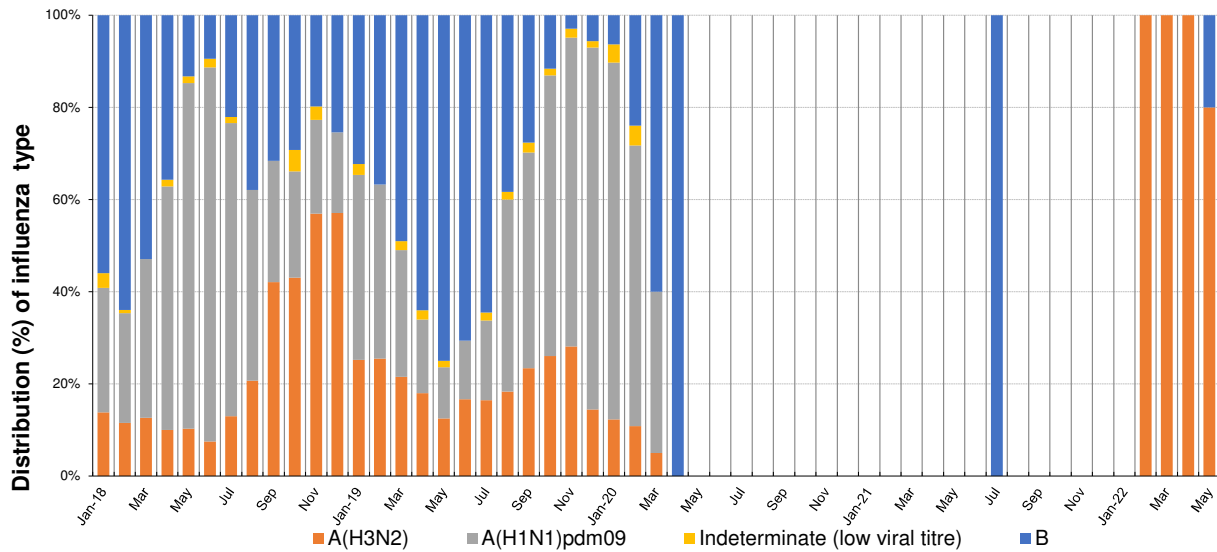
Influenza indicators for E-week 22 (29 May - 4 Jun 2022) are as follows:

The average daily number of patients seeking treatment in the polyclinics for ARI is 1650 (over 5.5 working days) in E-week 22.

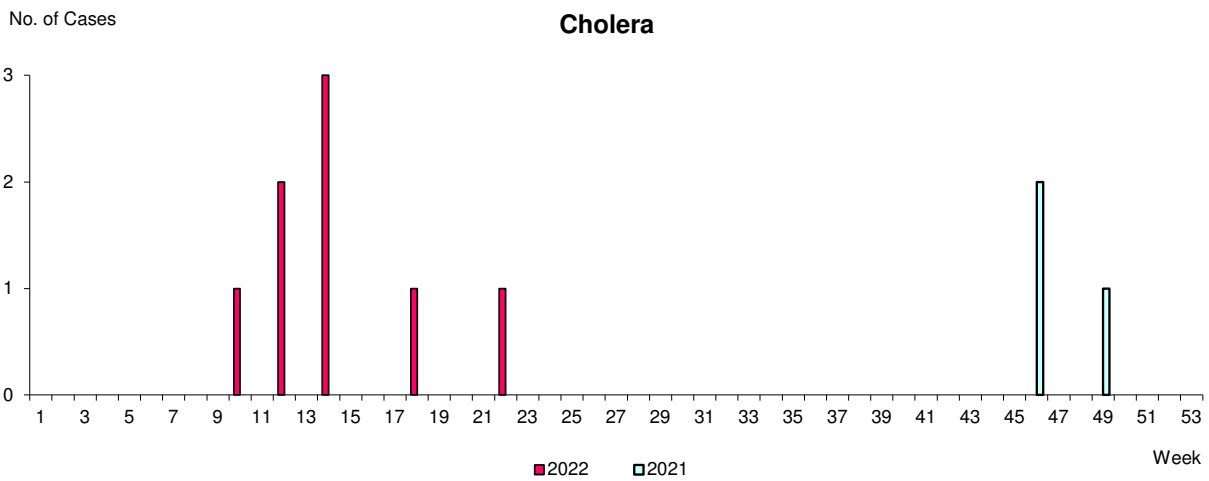
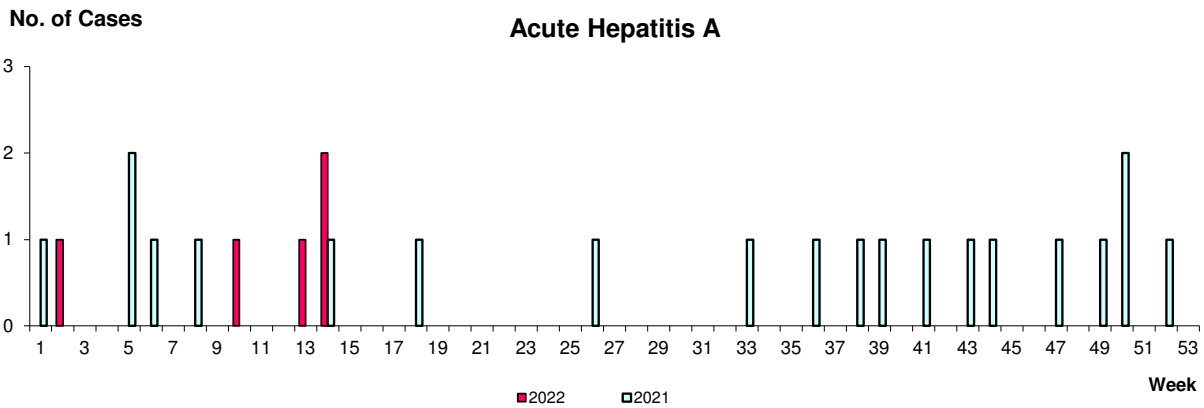
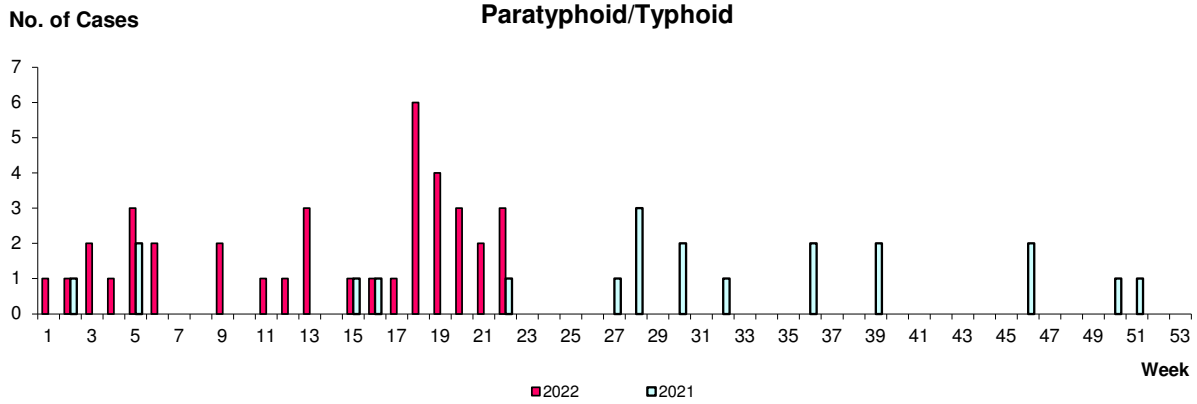


The proportion of patients with influenza-like illness (ILI) among the polyclinic attendances for ARI is 0.5. The overall positivity rate for influenza among ILI samples (n= 648) in the community was 0.8% in the past 4 weeks. Of the 5 specimens tested positive for influenza in May 2022, they were positive for both Influenza A(H3N2) / Influenza B.

## Monthly Influenza Surveillance

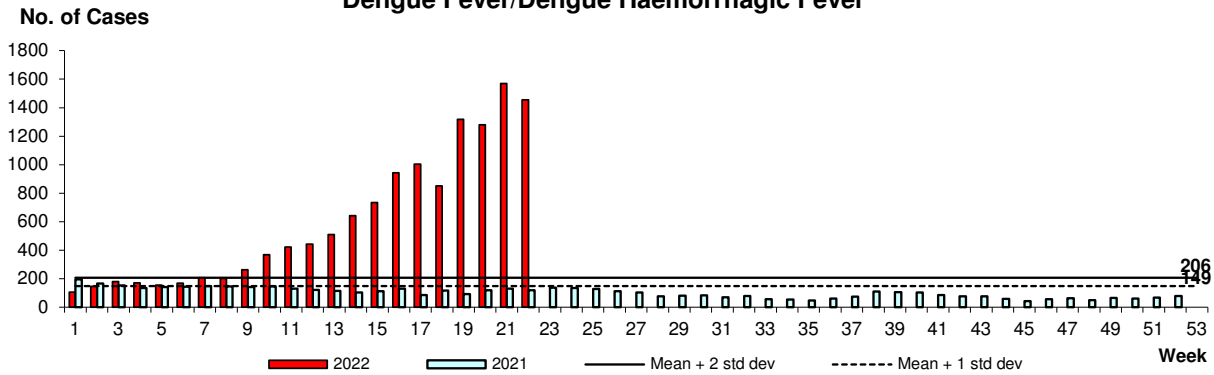


## WEEKLY INCIDENCE OF FOOD/WATER-BORNE DISEASES, 2021-2022



## WEEKLY INCIDENCE OF VECTOR-BORNE DISEASES, 2021-2022

### Dengue Fever/Dengue Haemorrhagic Fever

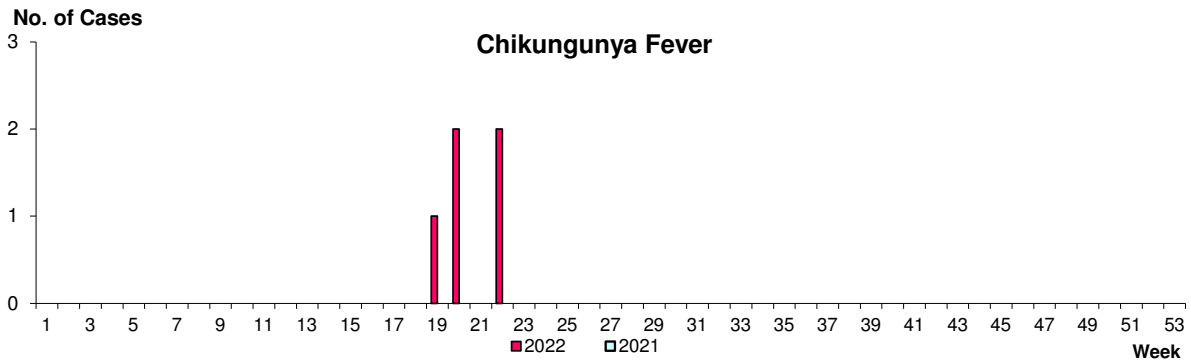


The number of dengue notifications was 1456 in E-week 22.

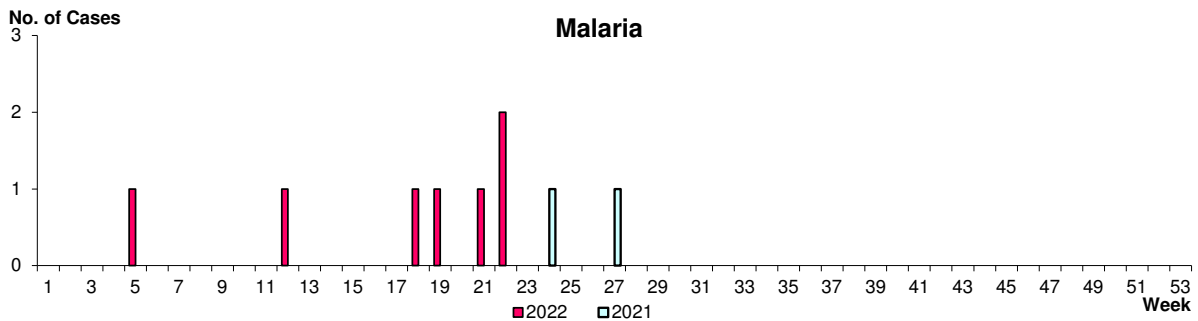
The number of hospital admissions decreased to 135 in E-week 22, compared to 144 in E-week 21.

Preliminary results of all positive dengue samples serotyped in May 2022 showed DEN-1, DEN-2, DEN-3 and DEN-4 at 0.4%, 11.9%, 87.3%, 0.5% respectively.

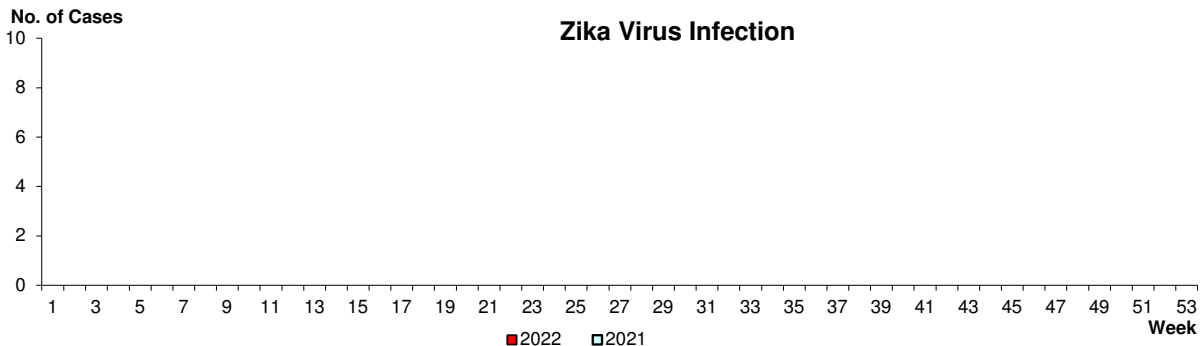
### Chikungunya Fever



### Malaria

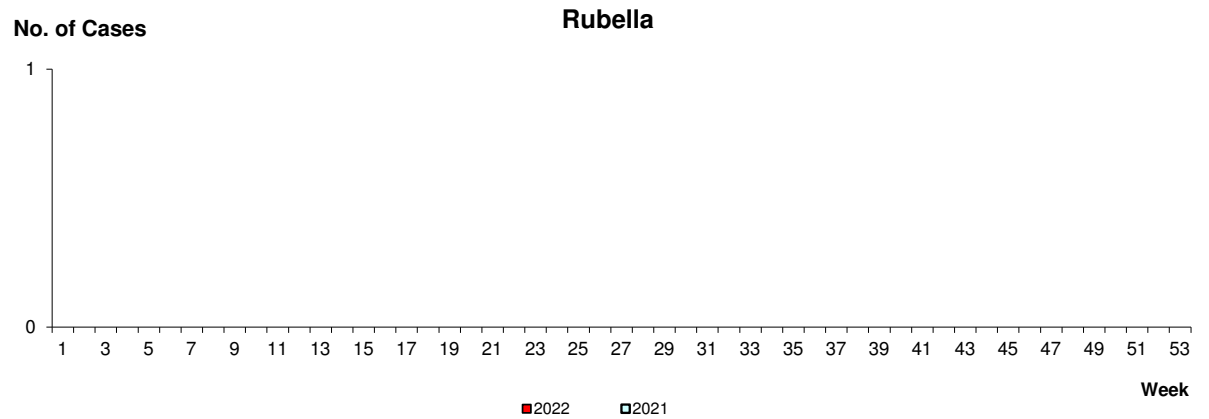
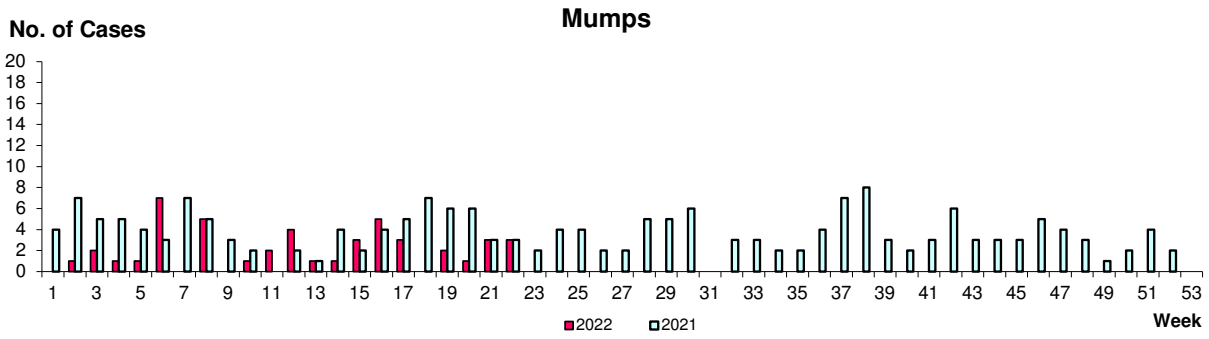
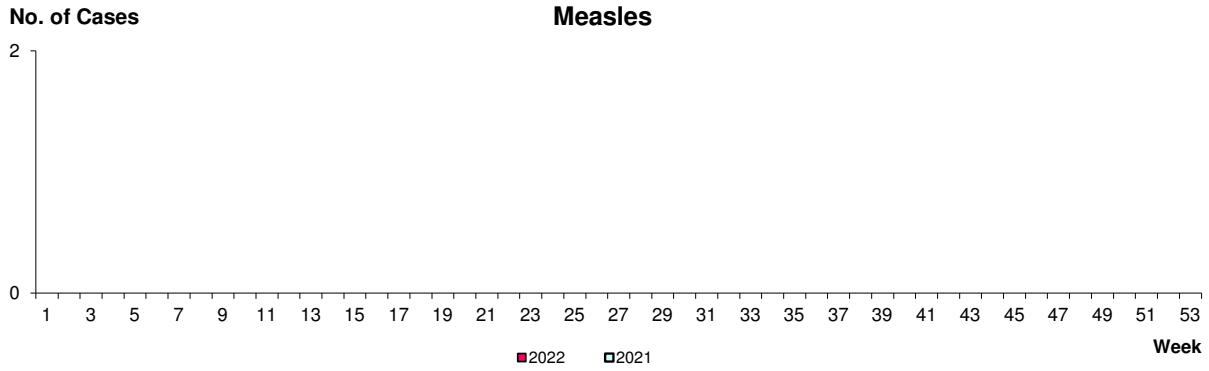


### Zika Virus Infection

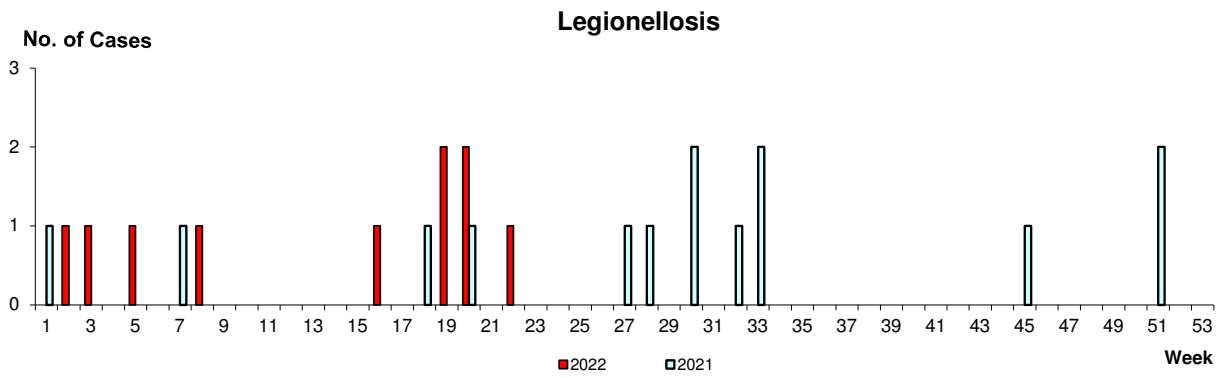
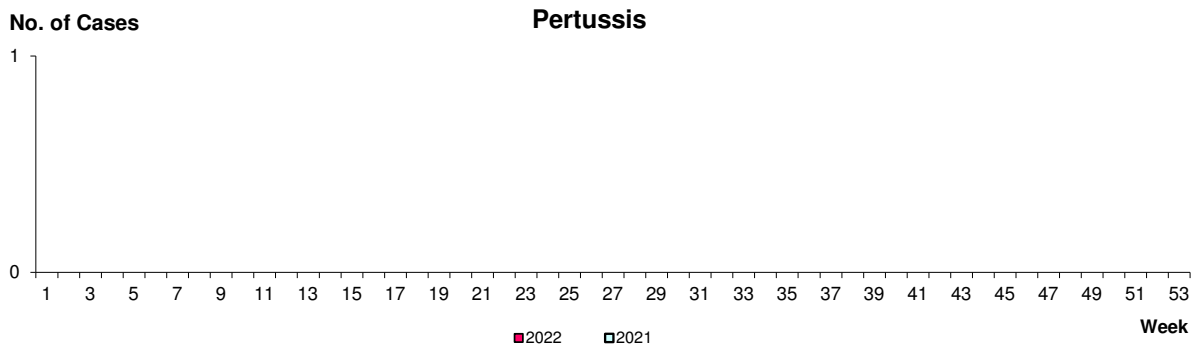




# WEEKLY INCIDENCE OF AIR/DROPLET-BORNE DISEASES, 2021-2022

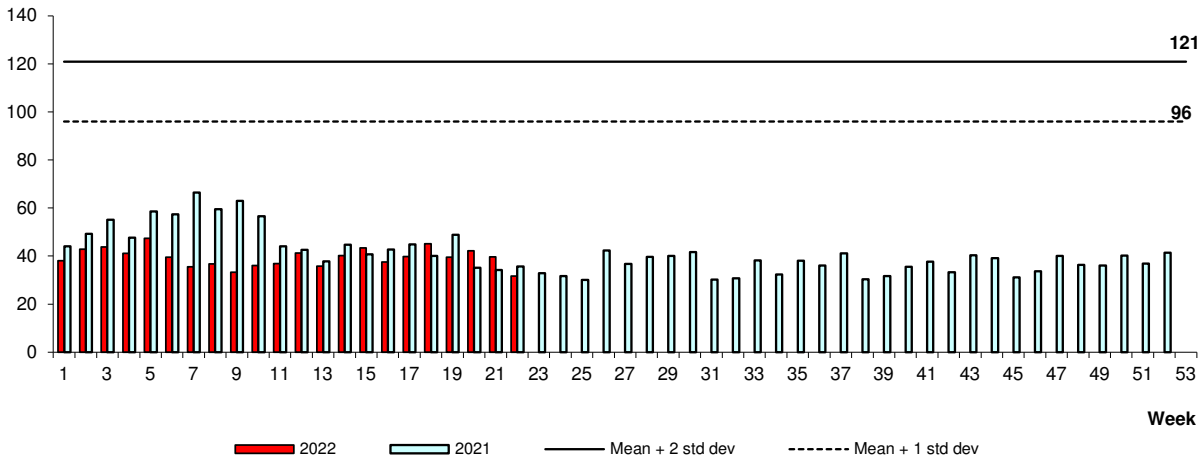


# WEEKLY INCIDENCE OF AIR/DROPLET-BORNE DISEASES, 2021-2022



### Conjunctivitis

Average daily no.



### Diarrhoeal Illness

Average daily no.



### Hand, Foot & Mouth Disease

Average daily no.

