



|  | E Week 25 |      | Median<br>2018 -2022 | Cumulative first 25 Week |       | Median<br>2018 -2022 |
|--|-----------|------|----------------------|--------------------------|-------|----------------------|
|  | 2023*     | 2022 |                      | 2023                     | 2022  |                      |
| <b>FOOD/WATER-BORNE DISEASES</b>                     |           |      |                      |                          |       |                      |
| Acute Hepatitis A                                    | 2         | 0    | 0                    | 21                       | 5     | 5                    |
| Acute Hepatitis E                                    | 2         | 0    | 0                    | 31                       | 11    | 24                   |
| Campylobacteriosis                                   | 15        | 9    | 8                    | 211                      | 400   | 240                  |
| Cholera  | 0         | 0    | 0                    | 0                        | 7     | 1                    |
| Paratyphoid  | 0         | 0    | 0                    | 7                        | 5     | 7                    |
| Poliomyelitis  | 0         | 0    | 0                    | 0                        | 0     | 0                    |
| Salmonellosis  | 28        | 31   | 37                   | 596                      | 693   | 767                  |
| Typhoid  | 2         | 0    | 0                    | 30                       | 36    | 26                   |
| <b>VECTOR-BORNE DISEASES</b>                         |           |      |                      |                          |       |                      |
| Chikungunya Fever                                    | 0         | 0    | 0                    | 5                        | 7     | 7                    |
| Dengue Fever   | 214       | 1171 | 430                  | 4077                     | 16975 | 5573                 |
| Dengue Haemorrhagic Fever                            | 0         | 1    | 2                    | 2                        | 28    | 27                   |
| Japanese Encephalitis <sup>^</sup>                   | 0         | 0    | 0                    | 0                        | 0     | 4                    |
| Leptospirosis <sup>^</sup>                           | 2         | 0    | 0                    | 30                       | 22    | 16                   |
| Malaria  | 0         | 0    | 0                    | 7                        | 7     | 7                    |
| Murine Typhus <sup>^</sup>                           | 2         | 0    | 0                    | 6                        | 5     | 4                    |
| Nipah virus infection                                | 0         | 0    | 0                    | 0                        | 0     | 0                    |
| Plague   | 0         | 0    | 0                    | 0                        | 0     | 0                    |
| Yellow Fever   | 0         | 0    | 0                    | 0                        | 0     | 0                    |
| Zika Virus Infection                                 | 1         | 0    | 0                    | 21                       | 0     | 1                    |
| <b>AIR/DROPLET-BORNE DISEASES</b>                    |           |      |                      |                          |       |                      |
| Avian Influenza                                      | 0         | 0    | 0                    | 0                        | 0     | 0                    |
| Diphtheria   | 0         | 0    | 0                    | 0                        | 0     | 0                    |
| Ebola Virus Disease                                  | 0         | 0    | 0                    | 0                        | 0     | 0                    |
| <i>Haemophilus influenzae</i> type b                 | 0         | 0    | 0                    | 0                        | 1     | 1                    |
| Legionellosis  | 0         | 0    | 0                    | 9                        | 10    | 9                    |
| Measles  | 0         | 0    | 0                    | 6                        | 1     | 10                   |
| Melioidosis  | 1         | 0    | 0                    | 20                       | 14    | 14                   |
| Meningococcal Disease                                | 0         | 0    | 0                    | 1                        | 1     | 2                    |
| Mpox   | 0         | 1    | NA                   | 6                        | 1     | NA                   |
| Mumps  | 0         | 5    | 5                    | 84                       | 57    | 138                  |
| Pertussis  | 0         | 0    | 0                    | 9                        | 0     | 11                   |
| Pneumococcal Disease (invasive)                      | 3         | 1    | 1                    | 64                       | 19    | 34                   |
| Rubella  | 0         | 0    | 0                    | 0                        | 0     | 0                    |
| Severe acute respiratory syndrome                    | 0         | 0    | 0                    | 0                        | 0     | 0                    |
| Tetanus <sup>^</sup>                                 | 0         | 0    | 0                    | 1                        | 0     | 0                    |
| <b>OTHER DISEASES</b>                                |           |      |                      |                          |       |                      |
| Acute hepatitis B                                    | 0         | 0    | 0                    | 20                       | 16    | 20                   |
| Acute hepatitis C                                    | 0         | 0    | 0                    | 8                        | 11    | 8                    |
| Botulism <sup>^</sup>                                | 0         | 0    | 0                    | 0                        | 0     | 0                    |
| <b>MERS-CoV</b>                                      |           |      |                      |                          |       |                      |
| Suspect cases tested                                 | 0         | 0    | NA                   | 131                      | 1     | NA                   |
| Other patients tested                                | 0         | 0    | NA                   | 70                       | 4     | NA                   |
| <b>POLYCLINIC ATTENDANCES - AVERAGE DAILY NUMBER</b> |           |      |                      |                          |       |                      |
| Acute upper respiratory infections                   | 1885      | 2093 | 2093                 |                          |       |                      |
| Acute conjunctivitis                                 | 49        | 39   | 40                   |                          |       |                      |
| Acute Diarrhoea                                      | 304       | 352  | 352                  |                          |       |                      |
| Chickenpox   | 3         | 6    | 6                    |                          |       |                      |
| Hand, Foot And Mouth Disease                         | 19        | 16   | NA                   |                          |       | NA                   |
| <b>HIV/STI/TB NOTIFICATIONS</b>                      |           |      |                      |                          |       |                      |
|  | 2023      | MAY  |                      | Cumulative 2023          |       |                      |
| HIV/AIDS   | 23        |      |                      | 94                       |       |                      |
| Legally Notifiable STIs*                             | 335       |      |                      | 1627                     |       |                      |
| Tuberculosis   | 107       |      |                      | 514                      |       |                      |

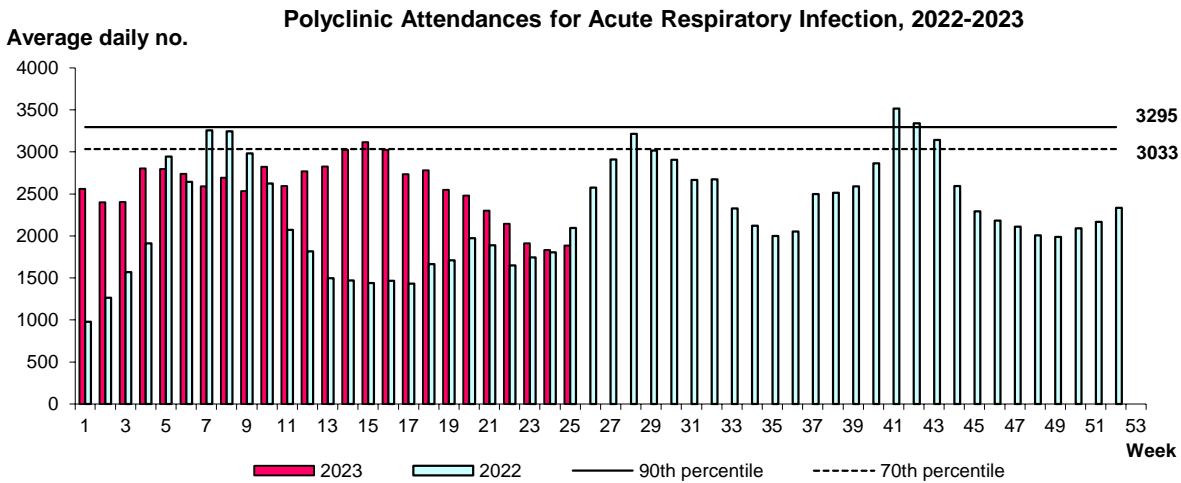
\* Preliminary figures, subject to revision when more information is available.

<sup>^</sup> Added to the list of notifiable diseases as of 28 Sep 2016.

## Influenza Situation in Singapore 2023

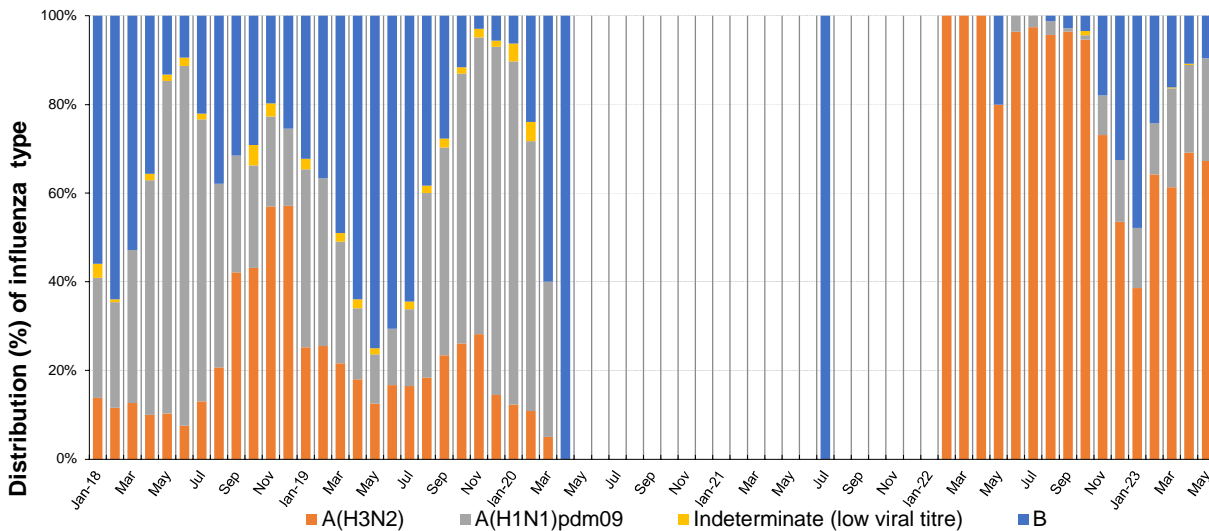
Influenza indicators for E-week 25 (18 - 24 Jun 2023) are as follows:

The average daily number of patients seeking treatment in the polyclinics for ARI is 1885 (over 5.5 working days) in E-week 25.



The proportion of patients with influenza-like illness (ILI) among the polyclinic attendances for ARI is 0.4%. The overall positivity rate for influenza among ILI samples (n= 905) in the community was 18.2% in the past 4 weeks. Of the 241 specimens tested positive for influenza in May 2023, 162 were positive for Influenza A(H3N2) (67%), 56 were positive for Influenza A(pH1N1) (23%), and 23 were positive for Influenza B (10%).

## Monthly Influenza Surveillance

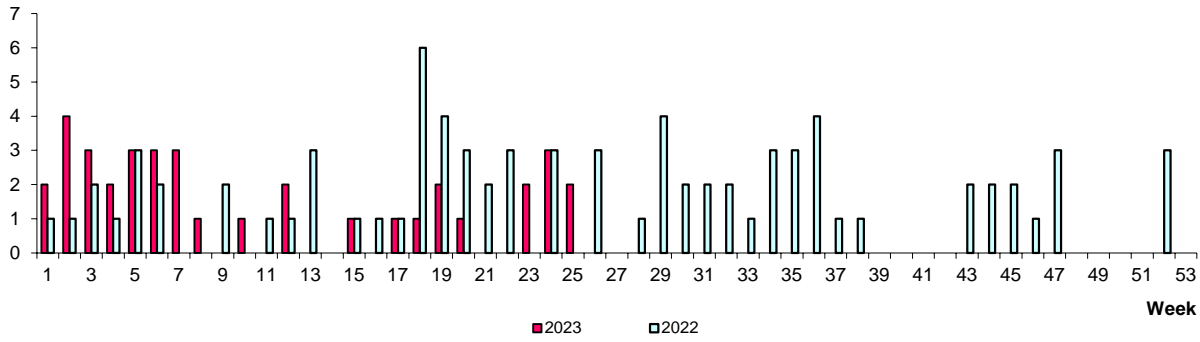


Based on influenza-like illness (ILI) samples from GPs and polyclinics

WEEKLY INCIDENCE OF FOOD/WATER-BORNE DISEASES, 2022-2023

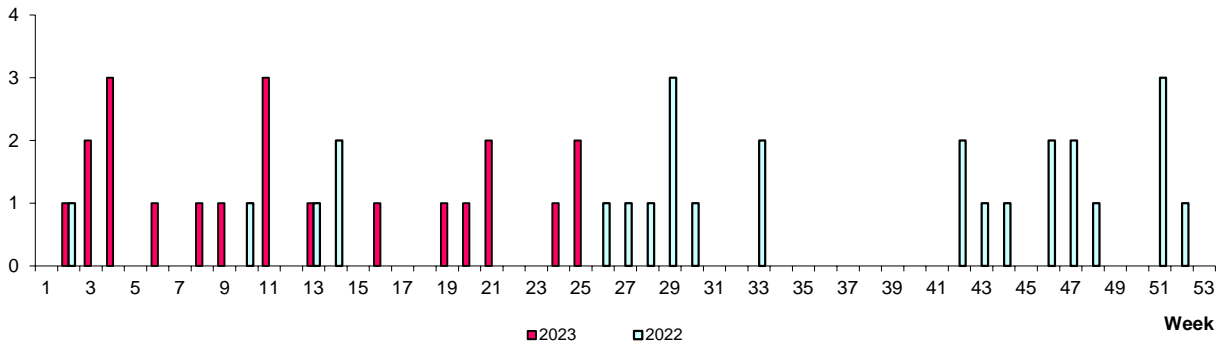
No. of Cases

Paratyphoid/Typhoid



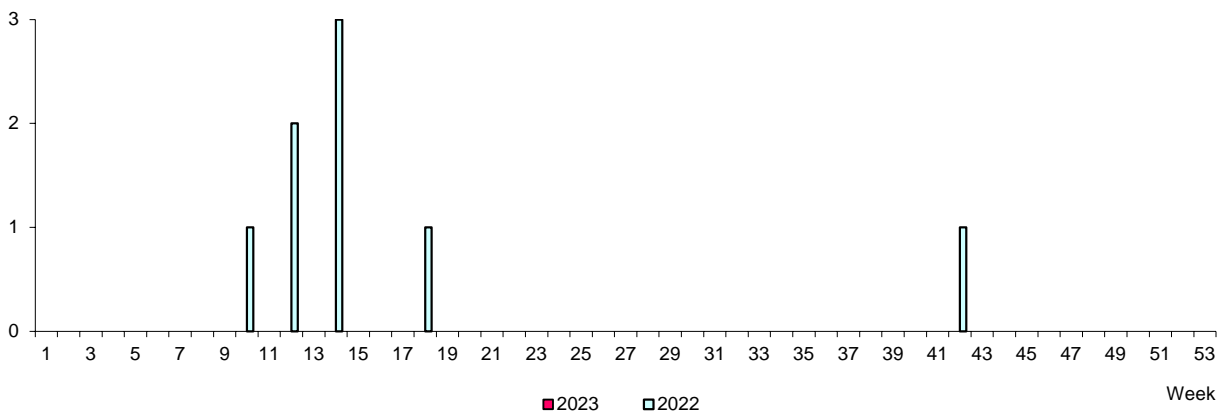
No. of Cases

Acute Hepatitis A



No. of Cases

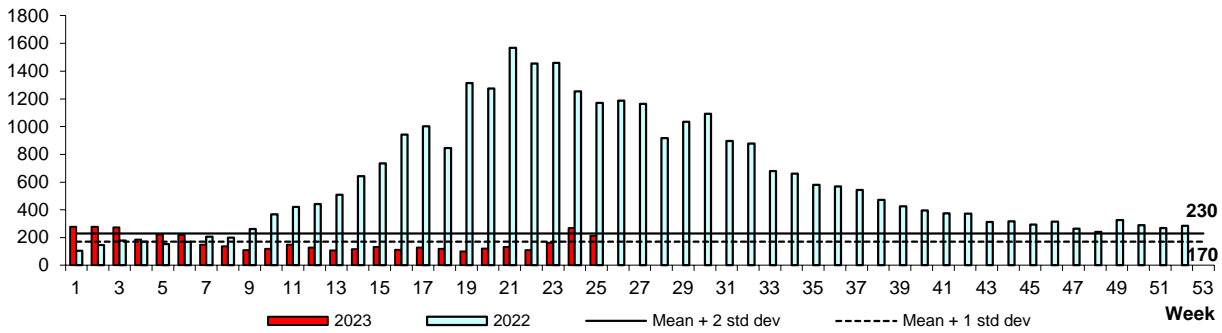
Cholera



## WEEKLY INCIDENCE OF VECTOR-BORNE DISEASES, 2022-2023

### Dengue Fever/Dengue Haemorrhagic Fever

No. of Cases



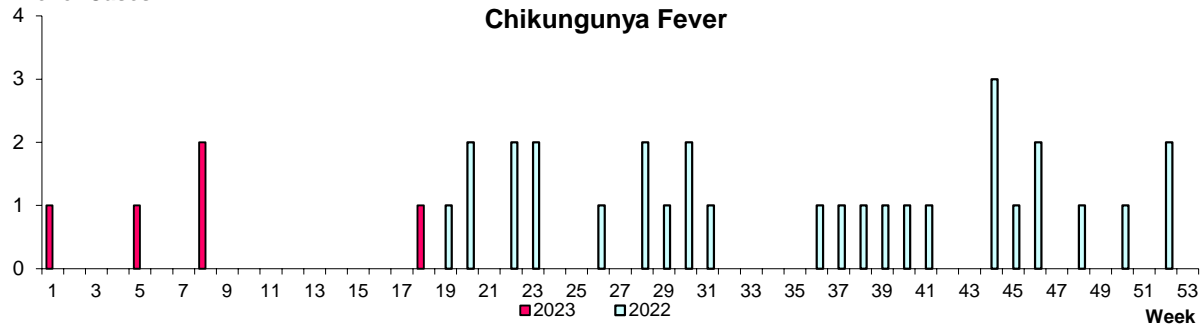
The number of dengue notifications was 214 in E-week 25.

The number of hospital admissions decreased to 37 in E-week 25, compared to 39 in E-week 24.

Preliminary results of all positive dengue samples serotyped in Jun 2023 showed DEN-1, DEN-2, DEN-3 and DEN-4 at 56.5%, 16.7%, 17.9%, 8.9% respectively.

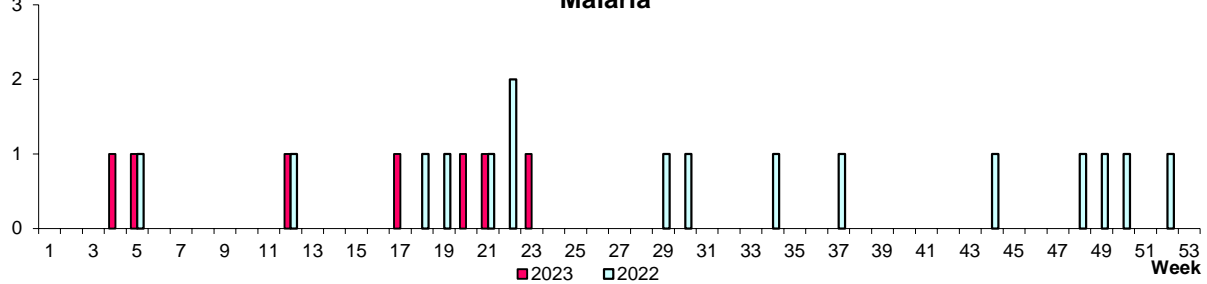
No. of Cases

### Chikungunya Fever



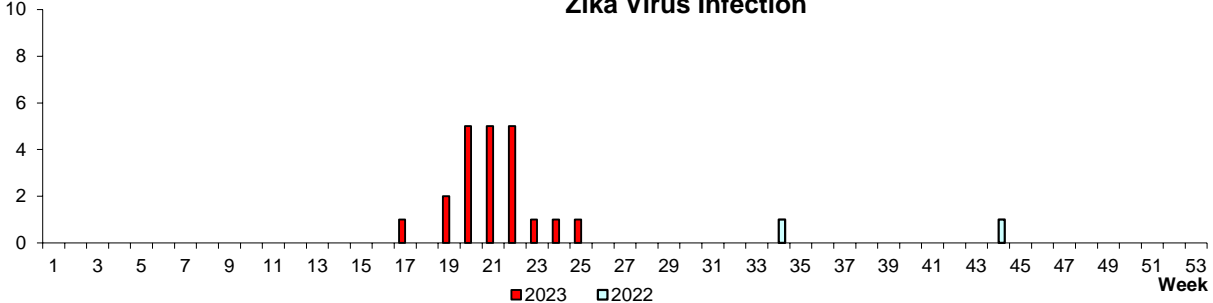
No. of Cases

### Malaria

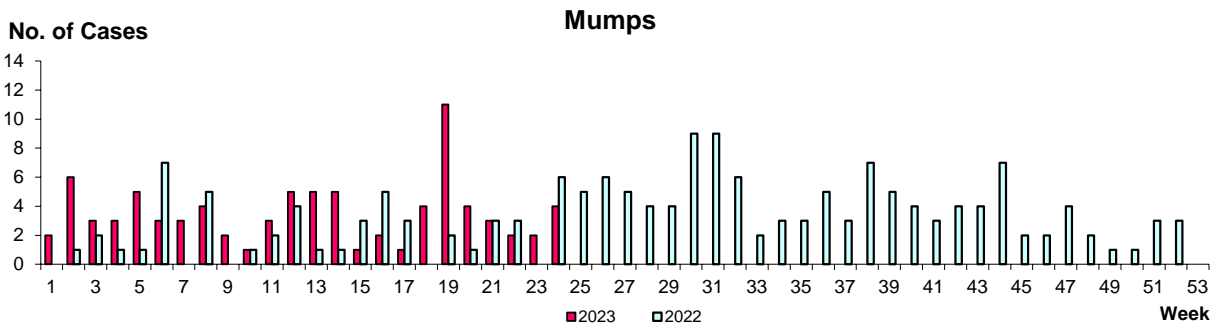
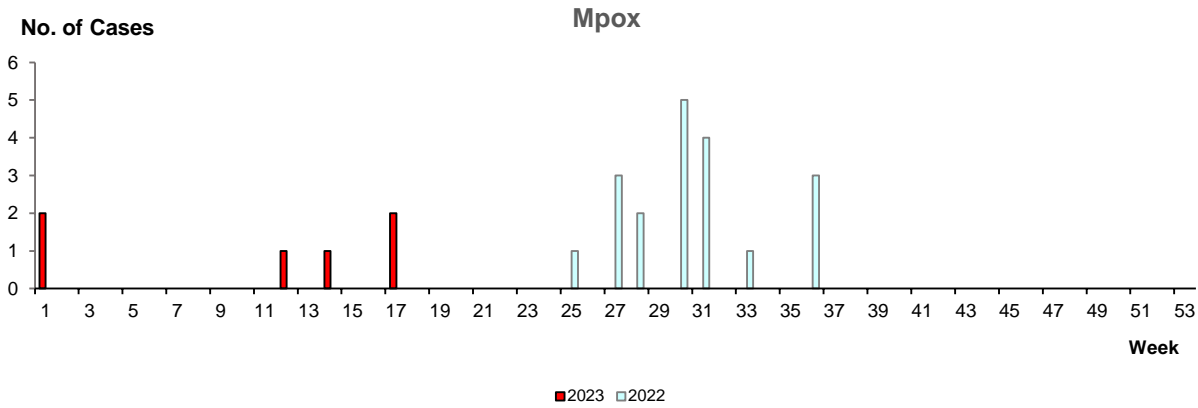
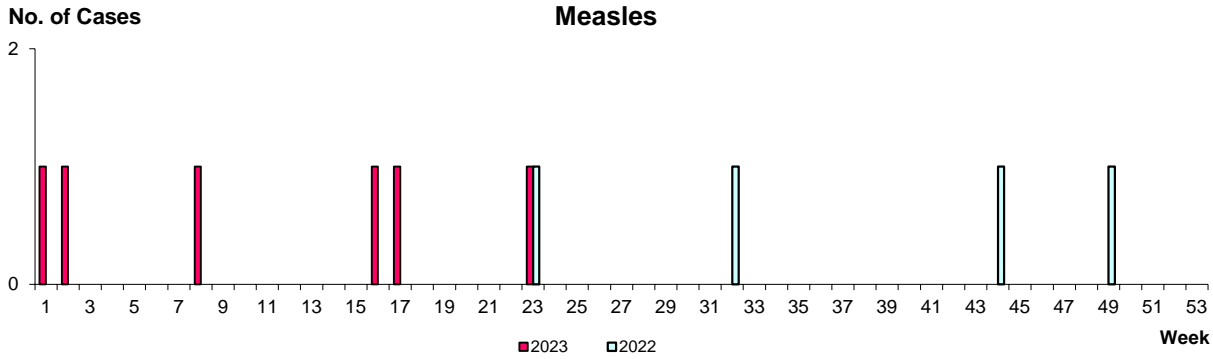


No. of Cases

### Zika Virus Infection



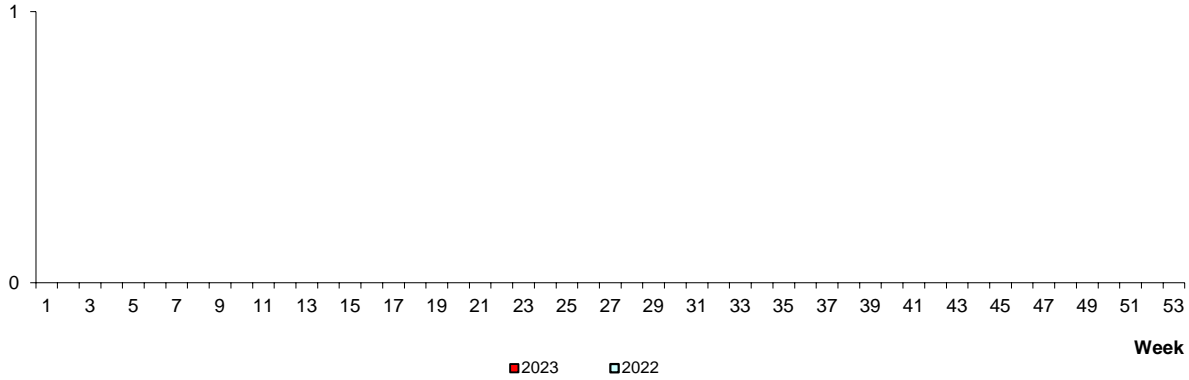
## WEEKLY INCIDENCE OF AIR/DROPLET-BORNE DISEASES, 2022-2023



WEEKLY INCIDENCE OF AIR/DROPLET-BORNE DISEASES, 2022-2023

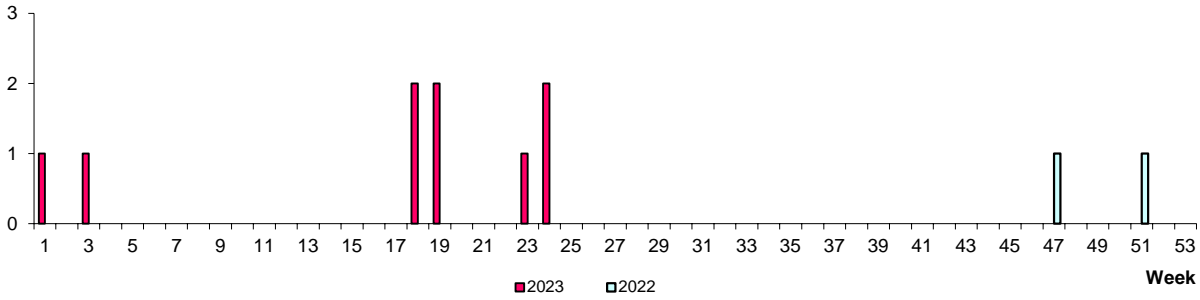
No. of Cases

Rubella



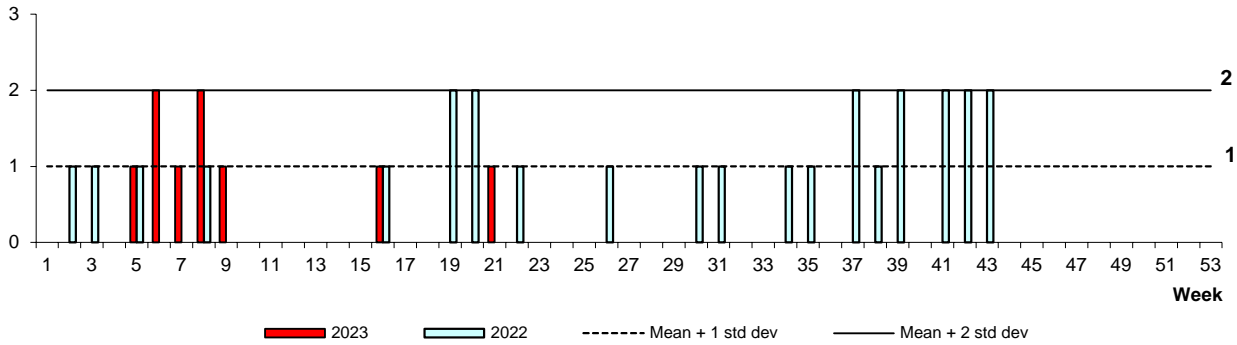
No. of Cases

Pertussis



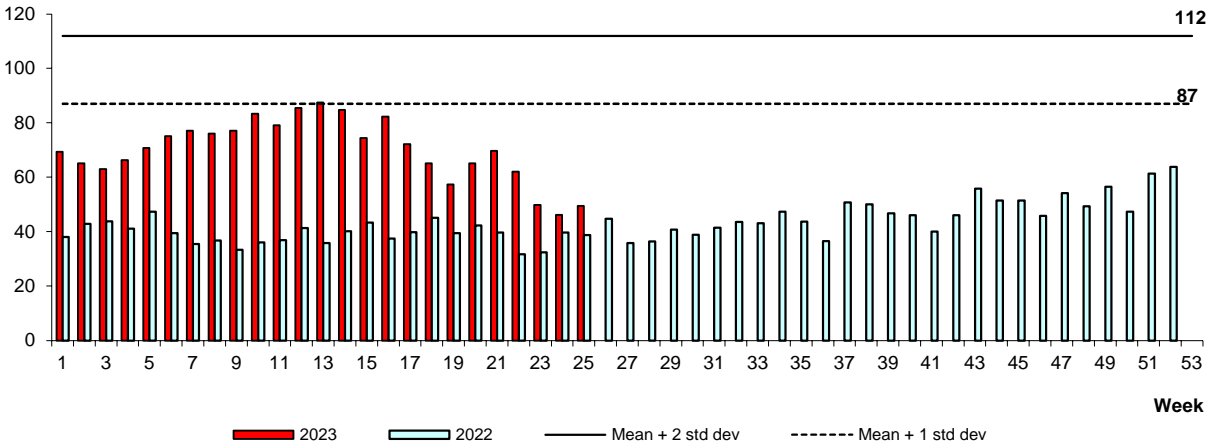
No. of Cases

Legionellosis



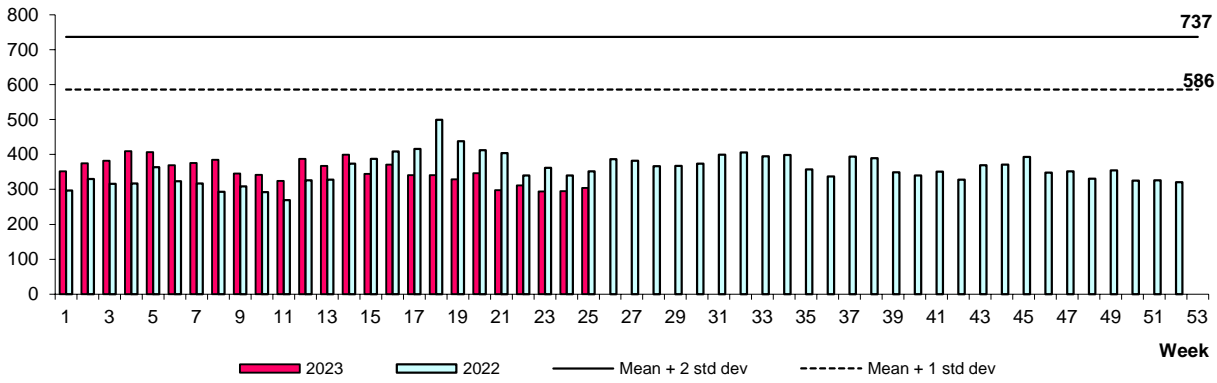
### Conjunctivitis

Average daily no.



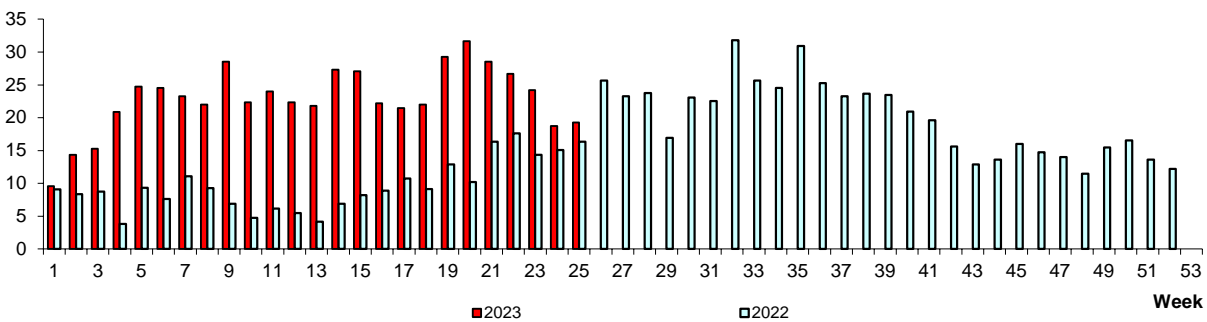
### Diarrhoeal Illness

Average daily no.



### Hand, Foot & Mouth Disease

Average daily no.



No. of Cases

### Melioidosis

