



	E Week 44			Cumulative first 44 Week		
	2023*	2022	Median	2023	2022	Median
			2018 -2022			2018 -2022
<b>FOOD/WATER-BORNE DISEASES</b>						
Acute Hepatitis A	1	1	1	38	18	18
Acute Hepatitis E	1	1	0	44	31	45
Campylobacteriosis	4	8	6	358	511	405
Cholera	0	0	0	0	7	2
Paratyphoid	0	0	0	8	8	9
Poliomyelitis	0	0	0	0	0	0
Salmonellosis	25	23	35	1078	1090	1332
Typhoid	1	2	0	52	64	38
<b>VECTOR-BORNE DISEASES</b>						
Chikungunya Fever	2	3	1	11	23	12
Dengue Fever	153	317	306	8429	29847	13541
Dengue Haemorrhagic Fever	0	1	0	7	40	40
Japanese Encephalitis	0	0	0	0	0	7
Leptospirosis	0	1	1	53	40	28
Malaria	0	1	1	20	12	13
Murine Typhus	0	0	0	17	7	7
Nipah Virus Infection	0	0	0	0	0	0
Plague	0	0	0	0	0	0
Yellow Fever	0	0	0	0	0	0
Zika Virus Infection	1	1	0	27	2	2
<b>AIR/DROPLET-BORNE DISEASES</b>						
Avian Influenza	0	0	0	0	0	0
Diphtheria	0	0	0	0	0	0
Ebola Virus Disease	0	0	0	0	0	0
<i>Haemophilus influenzae</i> type b	0	0	0	1	2	2
Legionellosis	2	0	0	17	26	16
Measles	0	1	0	6	3	12
Melioidosis	1	3	2	34	29	31
Meningococcal Disease	0	0	0	3	3	6
Middle East Respiratory Syndrome^	0	0	0	0	0	0
Mpox#	1	0	NA	22	19	NA
Mumps	3	7	7	147	150	246
Pertussis	0	0	0	14	0	11
Pneumococcal Disease (Invasive)	1	2	2	120	47	47
Rubella	0	0	0	0	0	0
Severe Acute Respiratory Syndrome	0	0	0	0	0	0
Tetanus	0	0	0	1	0	0
<b>OTHER DISEASES</b>						
Acute Hepatitis B	0	1	0	27	26	32
Acute Hepatitis C	0	0	0	13	16	14
Botulism	0	0	0	0	0	0
<b>POLYCLINIC ATTENDANCES - AVERAGE DAILY NUMBER</b>						
Acute Upper Respiratory Infections	2442	2595	2595			NA
Acute Conjunctivitis	59	51	51			NA
Acute Diarrhoea	324	371	371			NA
Chickenpox	8	3	4			NA
Hand, Foot And Mouth Disease	14	14	NA			NA
<b>HIV/STI/TB NOTIFICATIONS</b>						
	<b>2023</b>	<b>SEP</b>		<b>Cumulative 2023</b>		
HIV/AIDS	15			151		
Legally Notifiable STIs	313			2780		
Tuberculosis	104			930		

\* Provisional figures

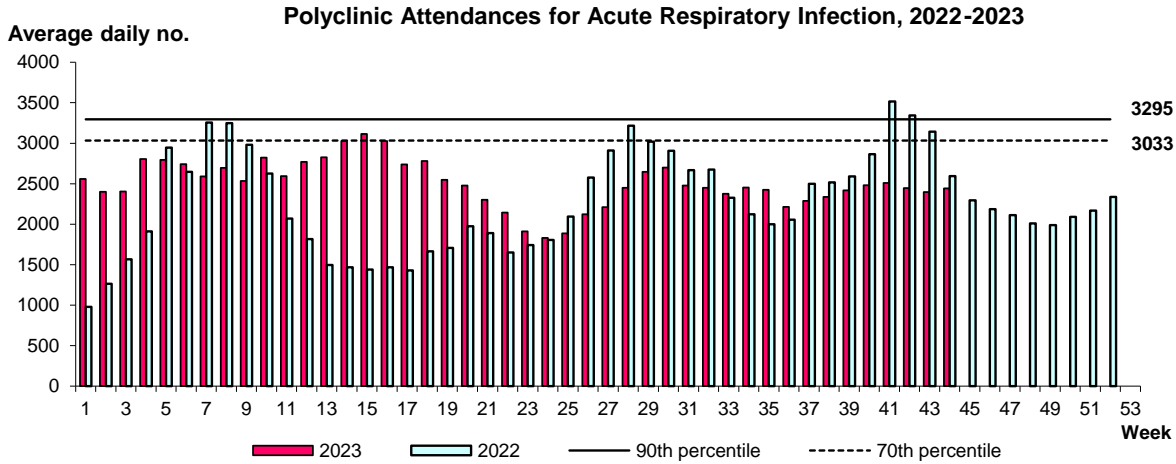
# Added to the list of notifiable diseases as of 30 Jun 2022.

^ With effect from E-week 27, 2023, only confirmed cases of MERS will be reported, instead of the number of persons tested.

## Influenza Situation in Singapore 2023

Influenza indicators for E-week 44 (29 Oct - 4 Nov 2023) are as follows:

The average daily number of patients seeking treatment in the polyclinics for ARI is 2442 (over 5.5 working days) in E-week 44.

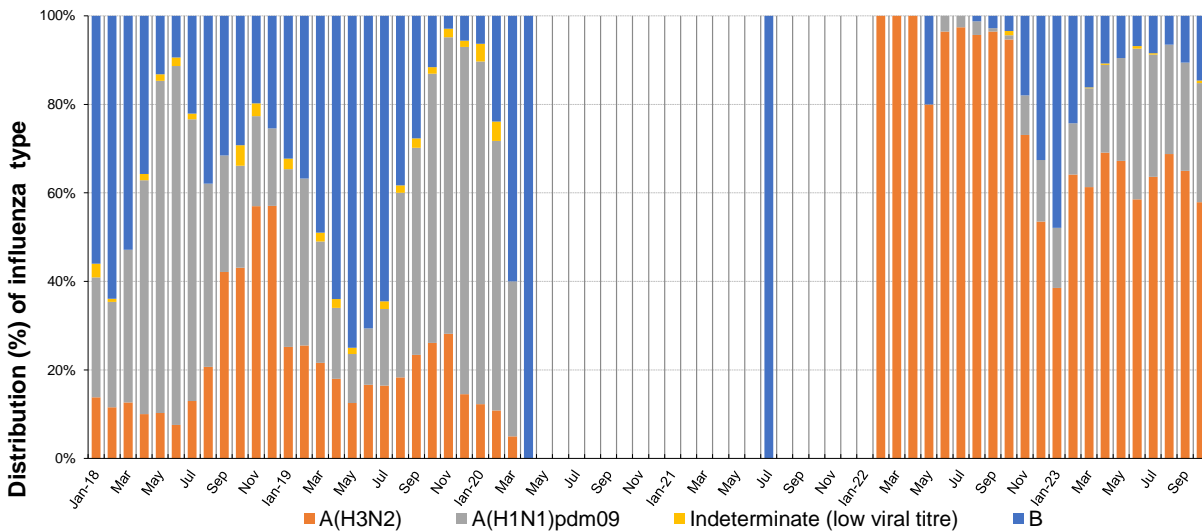


The proportion of patients with influenza-like illness (ILI) among the polyclinic attendances for ARI is 0.4%.

The overall positivity rate for influenza among ILI samples (n= 1194) in the community was 12.3% in the past 4 weeks.

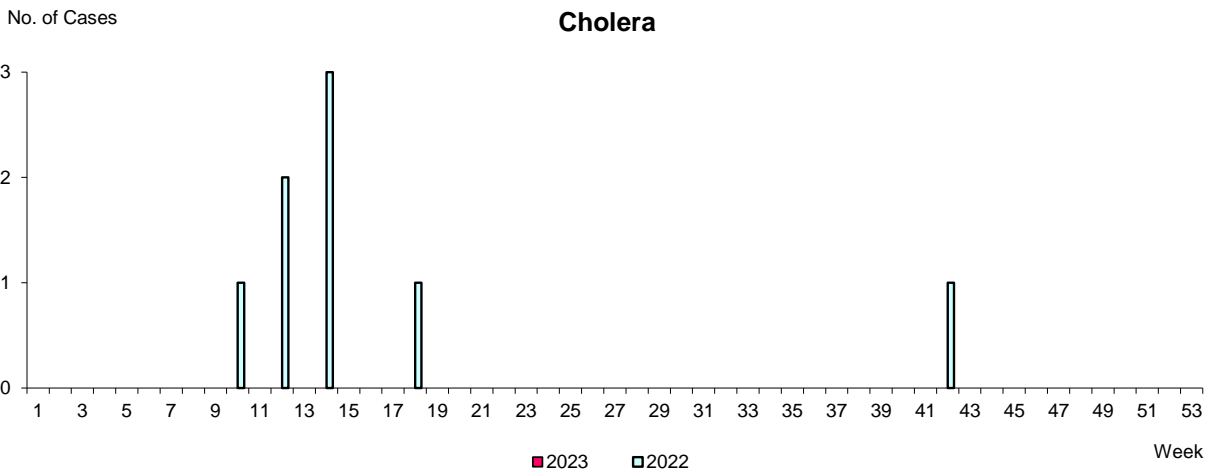
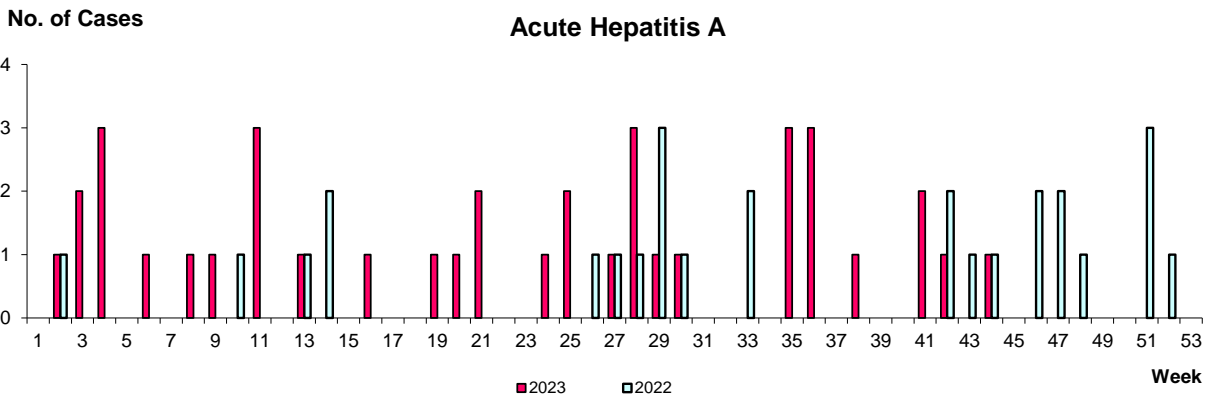
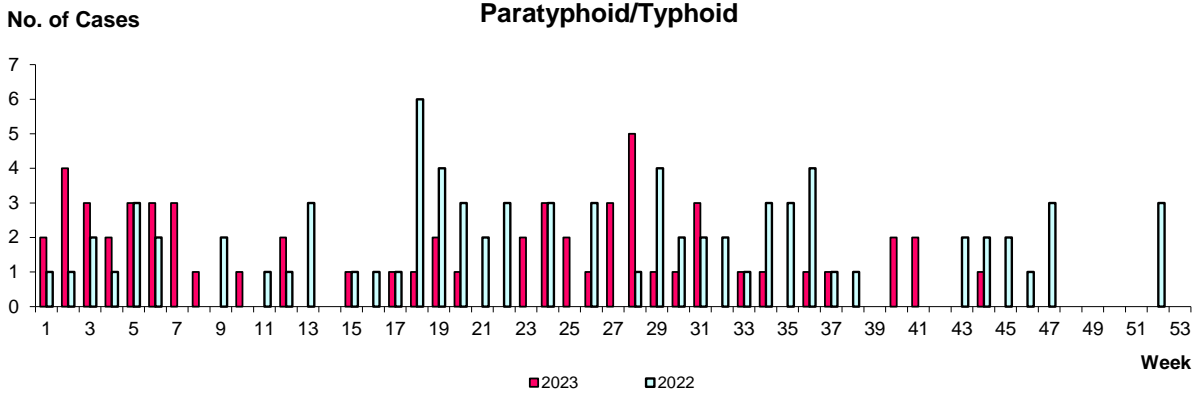
Of the 178 specimens tested positive for influenza in Oct 2023, 103 were positive for Influenza A(H3N2) (57.9%), 48 were positive for Influenza A(pH1N1) (26.9%), 1 was positive for Influenza A(LVT) (0.6%), and 26 were positive for Influenza B (14.6%).

## Monthly Influenza Surveillance



Based on influenza-like illness (ILI) samples from GPs and polyclinics

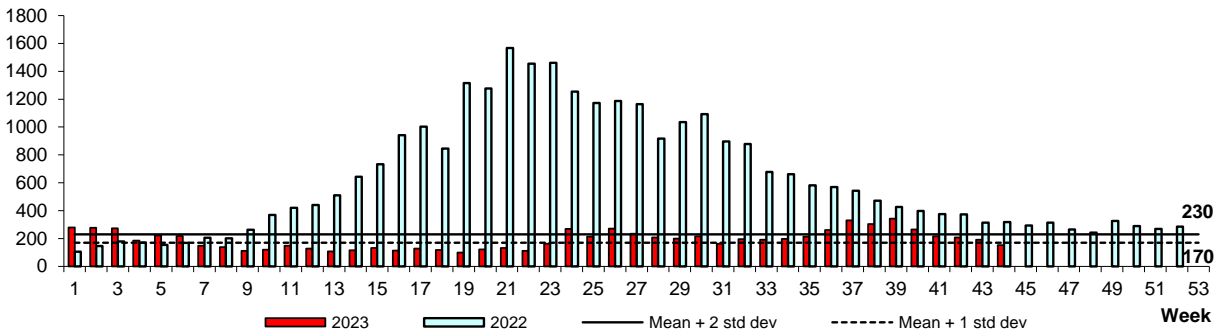
**WEEKLY INCIDENCE OF FOOD/WATER-BORNE DISEASES, 2022-2023**



## WEEKLY INCIDENCE OF VECTOR-BORNE DISEASES, 2022-2023

### Dengue Fever/Dengue Haemorrhagic Fever

No. of Cases



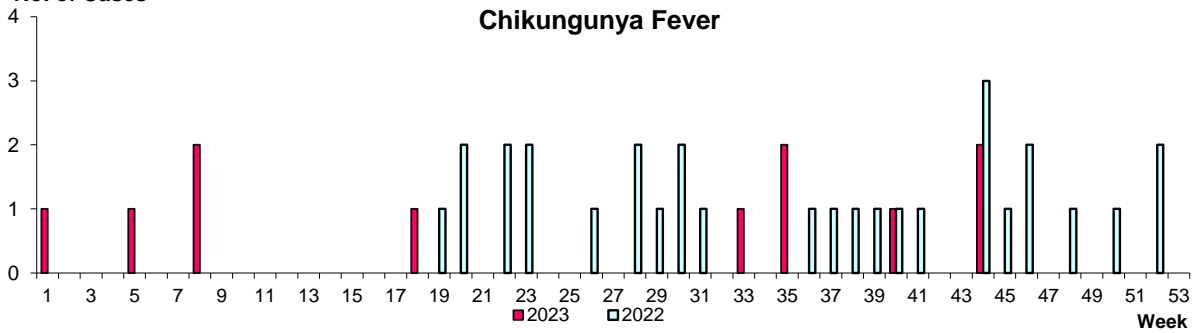
The number of dengue notifications was 153 in E-week 44.

The number of hospital admissions decreased to 17 in E-week 44, compared to 21 in E-week 43.

Preliminary results of all positive dengue samples serotyped in Oct 2023 showed DEN-1, DEN-2, DEN-3 and DEN-4 at 23.3%, 57.4%, 7.5%, 11.8% respectively.

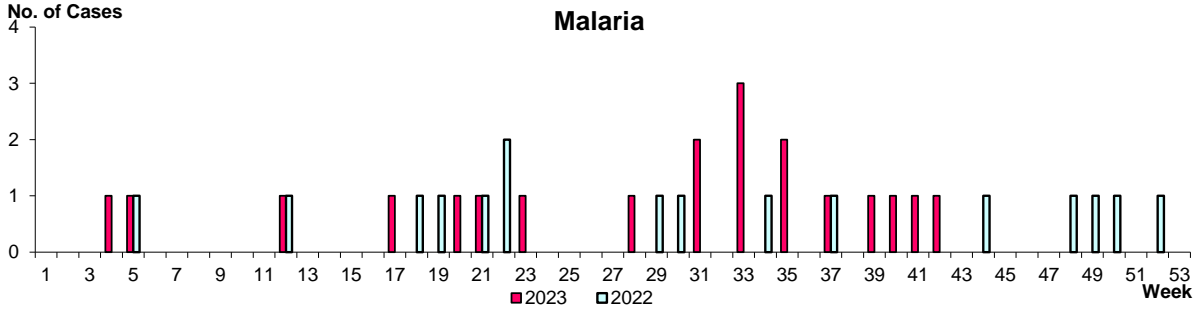
No. of Cases

### Chikungunya Fever



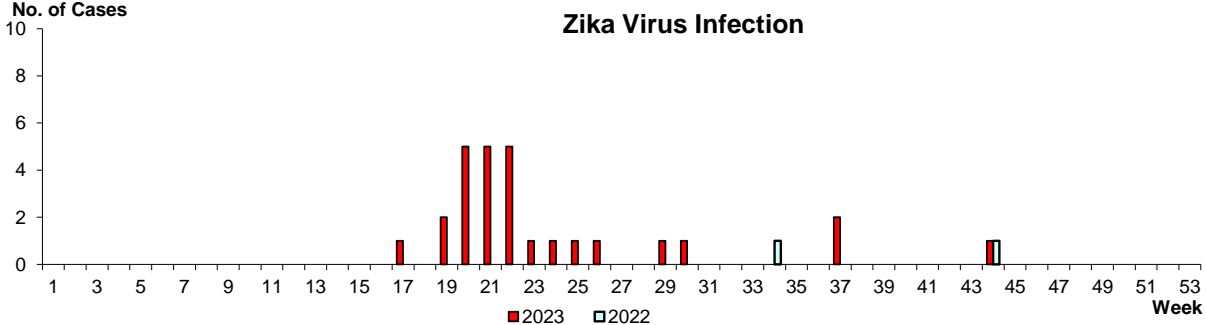
No. of Cases

### Malaria

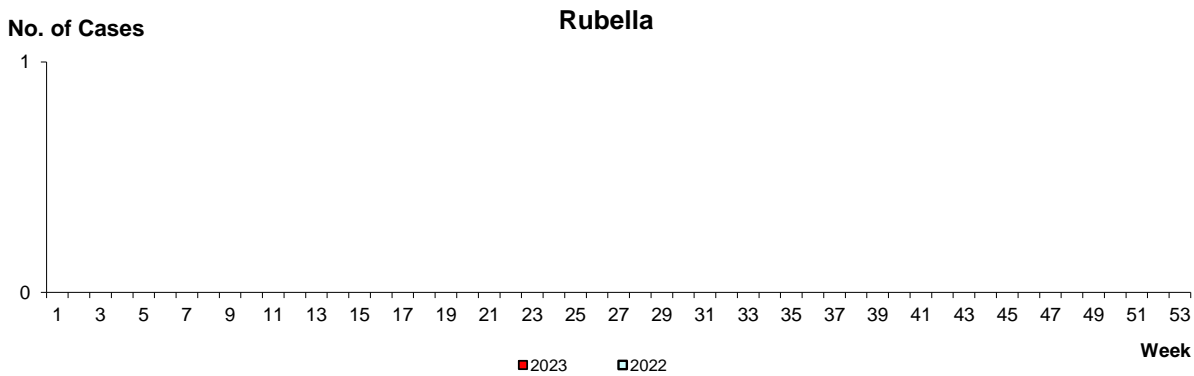
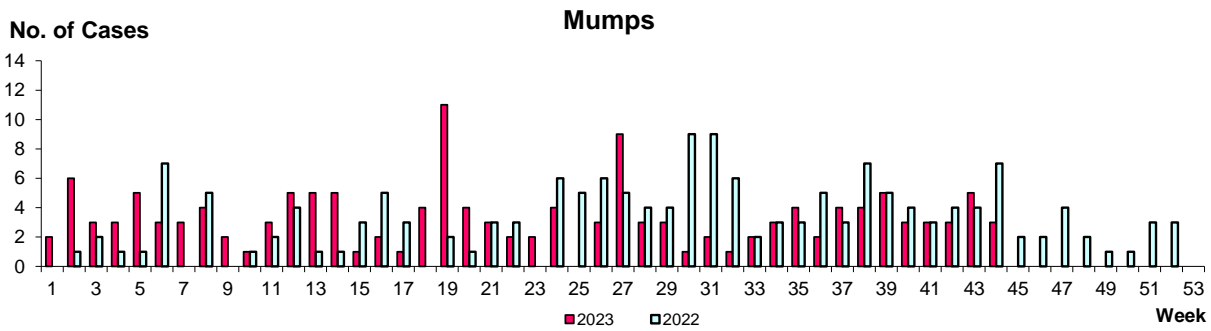
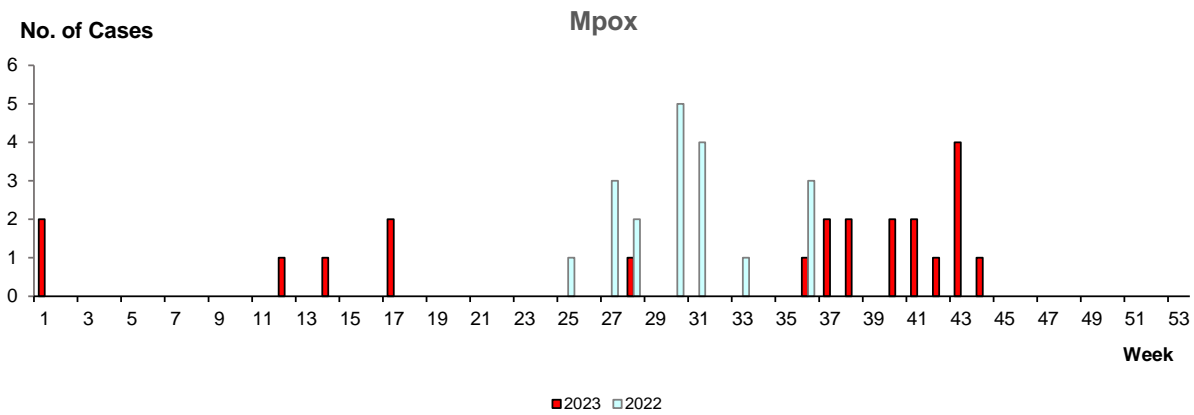
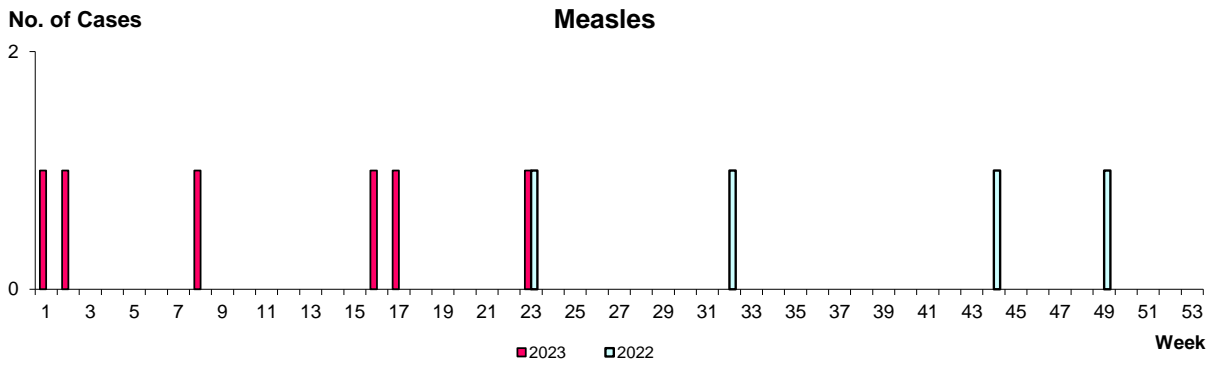


No. of Cases

### Zika Virus Infection



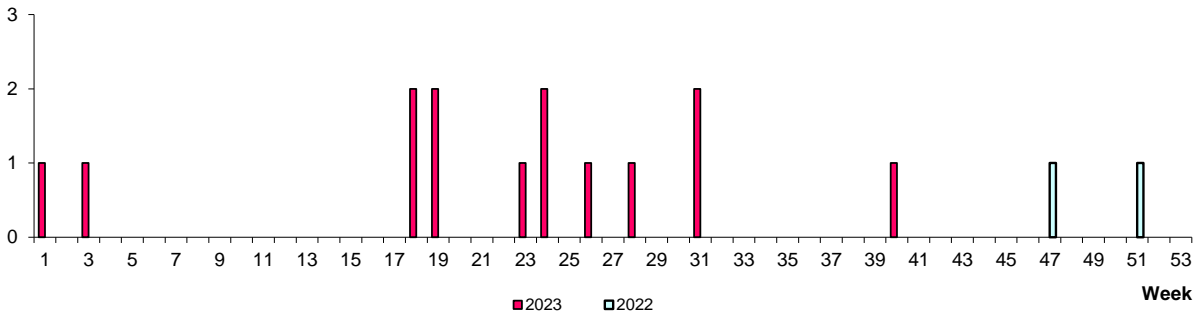
WEEKLY INCIDENCE OF AIR/DROPLET-BORNE DISEASES, 2022-2023



WEEKLY INCIDENCE OF AIR/DROPLET-BORNE DISEASES, 2022-2023

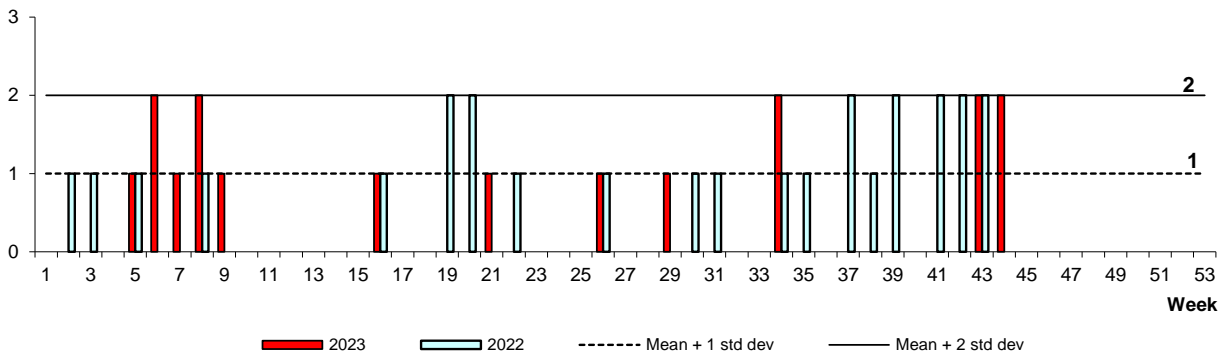
No. of Cases

Pertussis



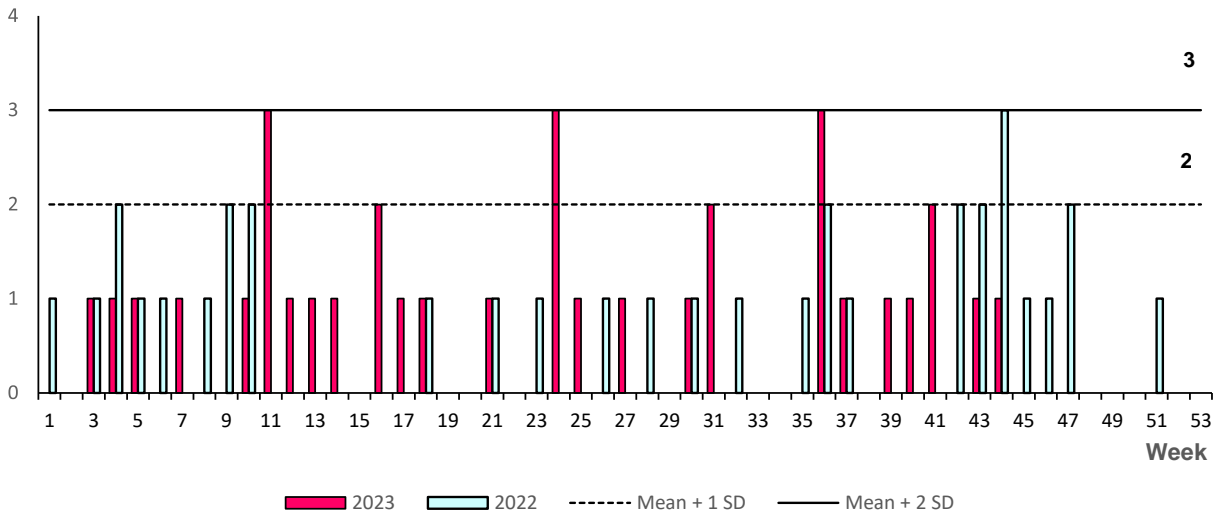
No. of Cases

Legionellosis



No. of Cases

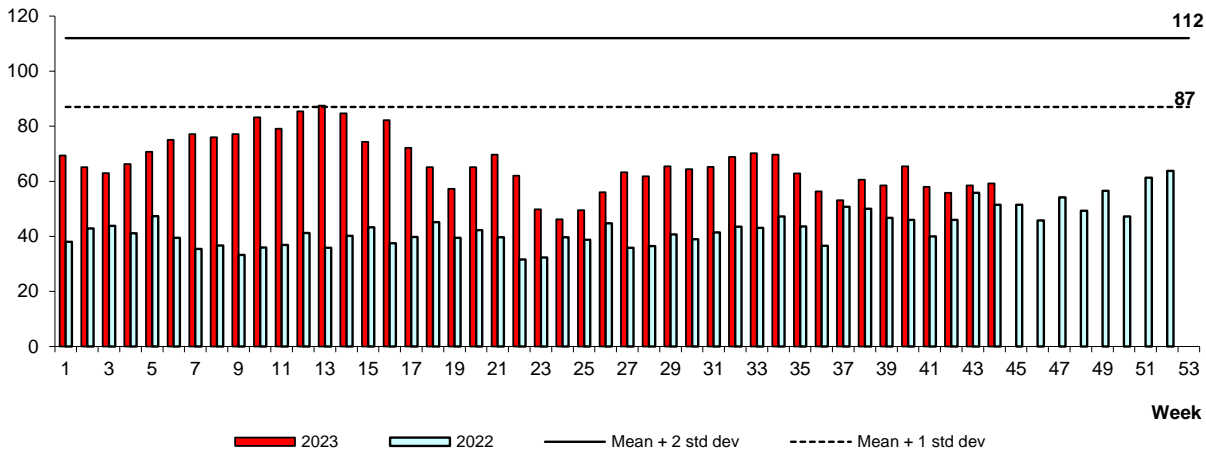
Melioidosis



POLYCLINIC ATTENDANCES, 2022-2023

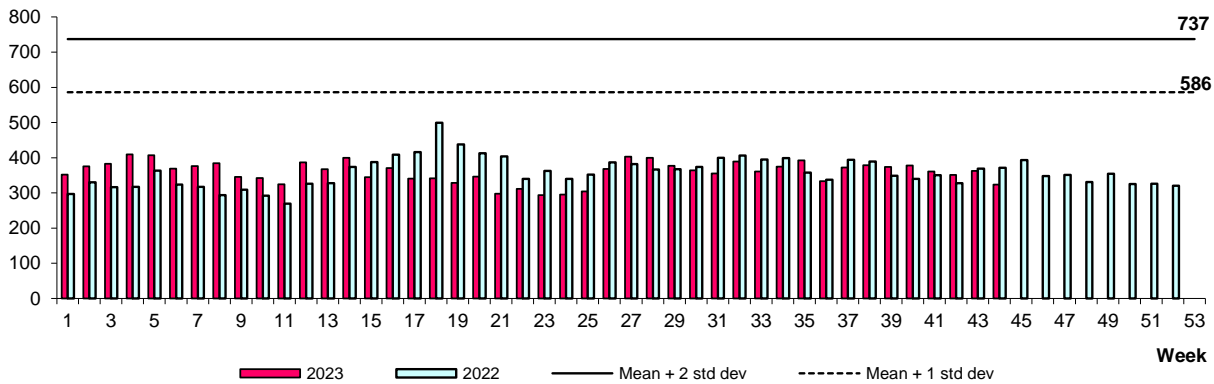
Conjunctivitis

Average daily no.



Average daily no.

Diarrhoeal Illness



Average daily no.

Hand, Foot & Mouth Disease

