

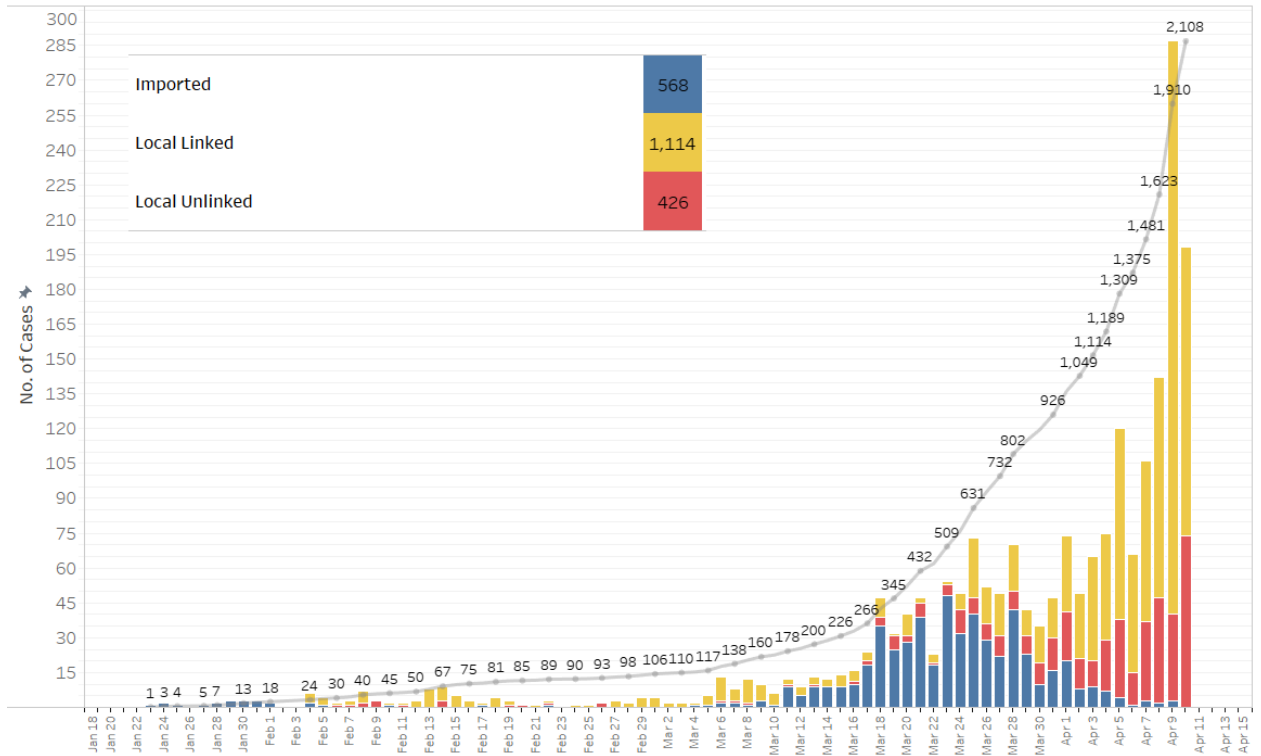
**10 April 2020 Daily Report on COVID-19****(1) Number of COVID-19 Cases****Figure 1.1:** Number of Cases Reported over the Past 14 Days

Press Release Date	Local Cases								Imported Cases	Total Cases	Local Dorm Cases	Other local cases (including those pending investigations)
	SC/PR			Long-Term Passholders				Others <sup>1</sup>				
	Linked Cases	Pending Investigations	Sub-Total	Linked to Dorm Clusters <sup>2</sup>	Linked to Other Clusters	Pending Investigations	Sub-Total					
Before 28 Mar	184	67	251	0	46	15	61	0	420	732	0	312
28-Mar	12	6	18	0	8	2	10	0	42	70	0	28
29-Mar	6	7	13	2	3	1	6	0	23	42	2	17
30-Mar	11	5	16	3	2	3	8	1	10	35	3	22
31-Mar	8	11	19	4	5	3	12	0	16	47	4	27
01-Apr	21	13	34	10	2	8	20	0	20	74	10	44
02-Apr	17	10	27	6	5	3	14	0	8	49	6	35
03-Apr	16	9	25	20	9	2	31	0	9	65	22	34
04-Apr	13	16	29	22	11	6	39	0	7	75	22	46
05-Apr	17	21	38	58	7	12	77	1	4	120	58	58
06-Apr	11	10	21	30	9	4	43	1	1	66	31	34
07-Apr	18	18	36	43	8	16	67	0	3	106	43	60
08-Apr	22	29	51	60	12	15	87	2	2	142	60	80
09-Apr	22	21	43	208	17	16	241	0	3	287	208	76
10-Apr	17	23	40	79	28	50	157	1	0	198	79	119
28 Mar- 10 Apr (% of total)	211 (53%)	199 (75%)	410 (62%)	545 (100%)	126 (73%)	141 (90%)	812 (93%)	6 (100%)	148 (26%)	1,376 (65%)	548 (100%)	680 (69%)
Total since start of outbreak	395	266	661	545	172	156	873	6	568	2,108	548	992

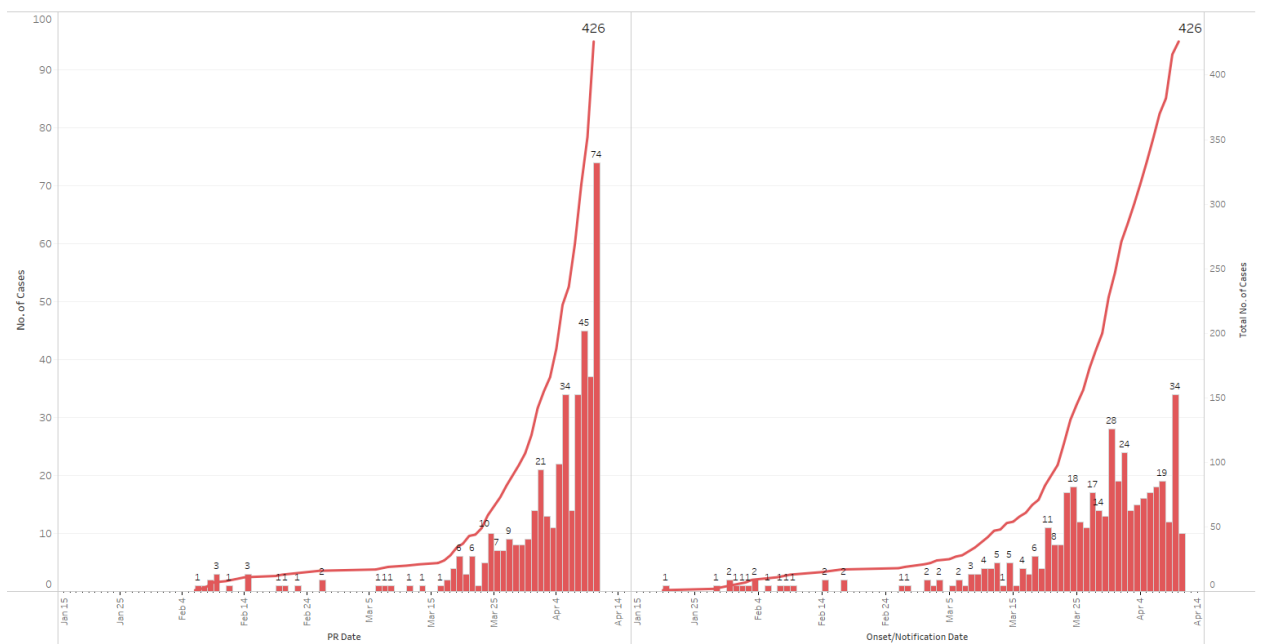
Note: Preliminary data accurate as of 10 Apr 1200hrs

<sup>1</sup> Others include short-term visitors and those pending details<sup>2</sup> Dorm Clusters include S11 Dorm, Tenda Dorm, Tampines Dorm, Kranji Lodge, Sungei Tengah Lodge, Westlite Toh Guan, Toh Guan Dorm, Cochrane Lodge 1, Cochrane Lodge 2, Shaw Lodge, 31 Sungei Kadut Dorm

**Figure 1.2:** Epidemic Curve of the COVID-19 Outbreak by Press Release Date

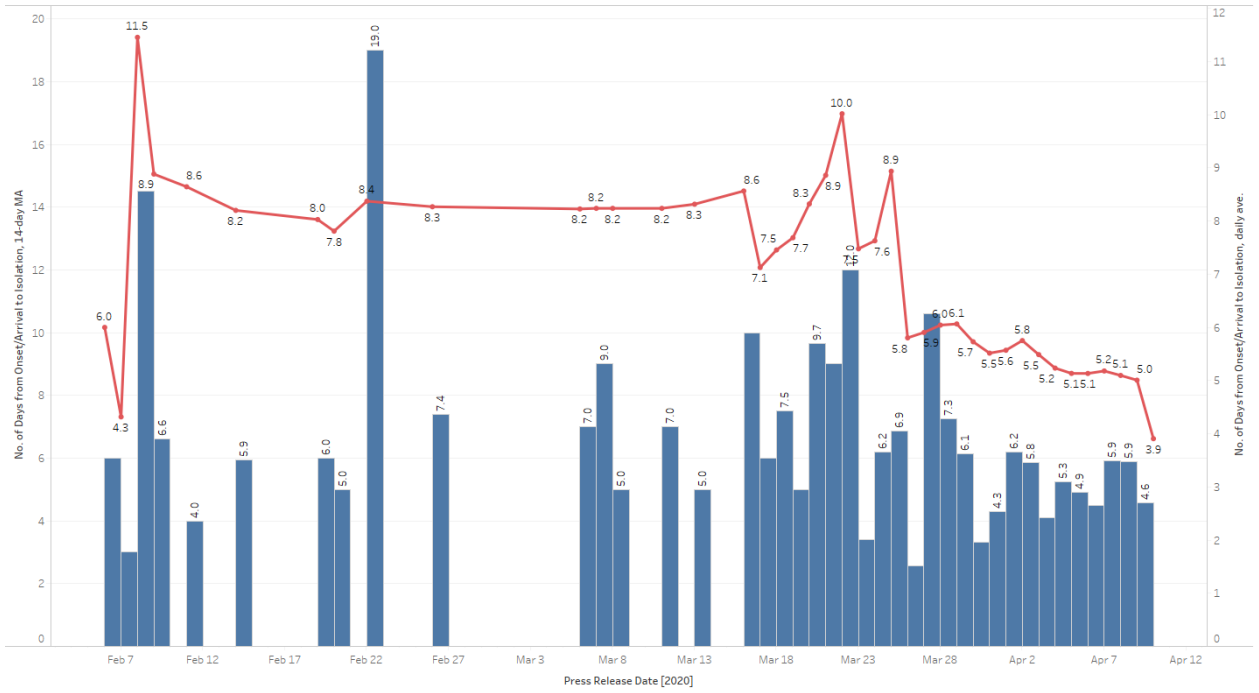


**Figure 1.3:** Epidemic Curve of Local Unlinked Cases by Press Release Date (left panel) and by Symptom Onset or Notification Date<sup>3</sup> (right panel)



<sup>3</sup> Date of notification was used for cases that did not display any symptoms. The numbers with onset in the past few days may see an increase as more cases are notified.

**Figure 1.4:** Average Number of Days from Onset of Symptoms to Isolation for Local Unlinked Cases in Each Day



Line represents the 14-day moving average, Bar represents the daily average.

**(2) Number of COVID-19 Cases in Hospitals and Community Isolation Facilities****Figure 2.1: Summary of Cases by Status (Past 14 Days)**

Press Release Date	Currently Admitted		Decanted <sup>4</sup>		Discharged	Demised	Total
	ICU	General Wards	In Isolation	Completed Isolation			
28 Mar	19	401	182	14	184	2	<b>802</b>
29 Mar	19	404	206	18	194	3	<b>844</b>
30 Mar	19	401	228	28	200	3	<b>879</b>
31 Mar	22	401	260	32	208	3	<b>926</b>
1 Apr	24	437	291	34	211	3	<b>1,000</b>
2 Apr	23	441	315	42	224	4	<b>1,049</b>
3 Apr	25	448	354	47	235	5	<b>1,114</b>
4 Apr	26	474	386	55	242	6	<b>1,189</b>
5 Apr	25	544	414	68	252	6	<b>1,309</b>
6 Apr	25	546	454	81	263	6	<b>1,375</b>
7 Apr	29	598	471	101	276	6	<b>1,481</b>
8 Apr	29	640	542	115	291	6	<b>1,623</b>
9 Apr	29	855	559	146	315*	6*	<b>1,910</b>
10 Apr	32	843 <sup>5</sup>	734 <sup>6</sup>	172	320	7	<b>2,108</b>

\* A patient passed away from ischaemic heart disease on 8 Apr, not due to complications from COVID-19. This case has been reclassified from "Demised" to "Discharged".

<sup>4</sup> Decanted to Community Isolation Facilities, Concord International Hospital, Mt Elizabeth Hospital, Gleneagles Hospital, Mt Alvernia Hospital and Mt Elizabeth Novena Hospital.

<sup>5</sup> S11 confirmed cases were classified on 9 Apr under "General Ward".

<sup>6</sup> S11 confirmed cases were re-classified on 10 Apr under "Decanted and in isolation".

(3) Number of Stay-Home-Notice (SHN) Issued

Figure 3.1: Daily Number of SHN issued

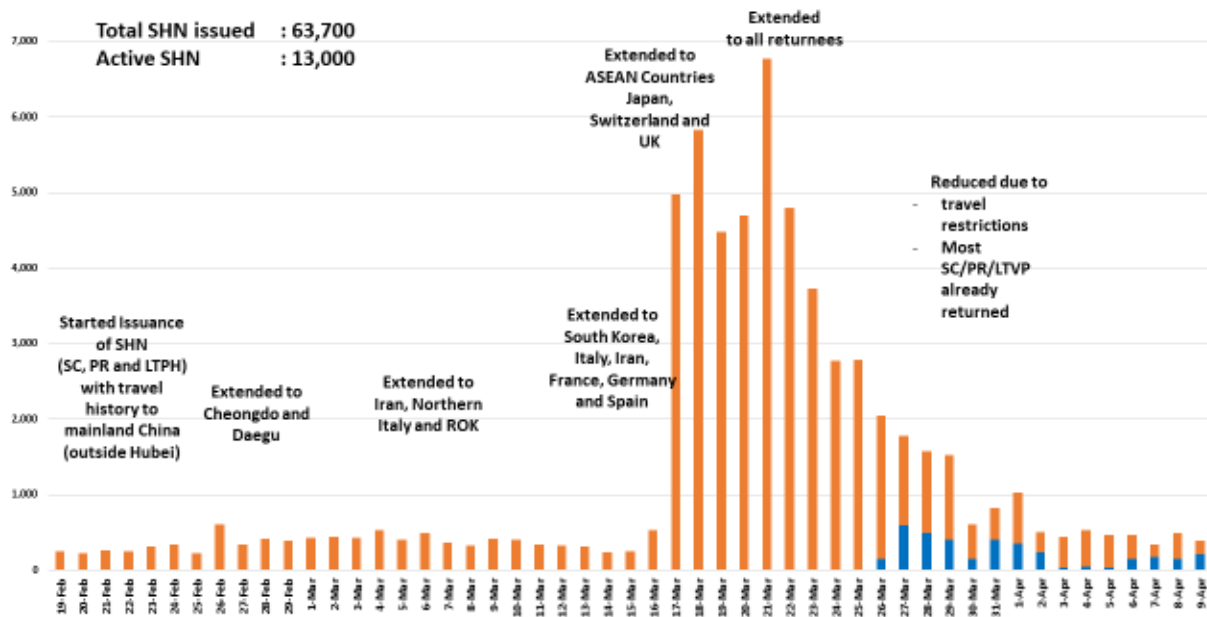
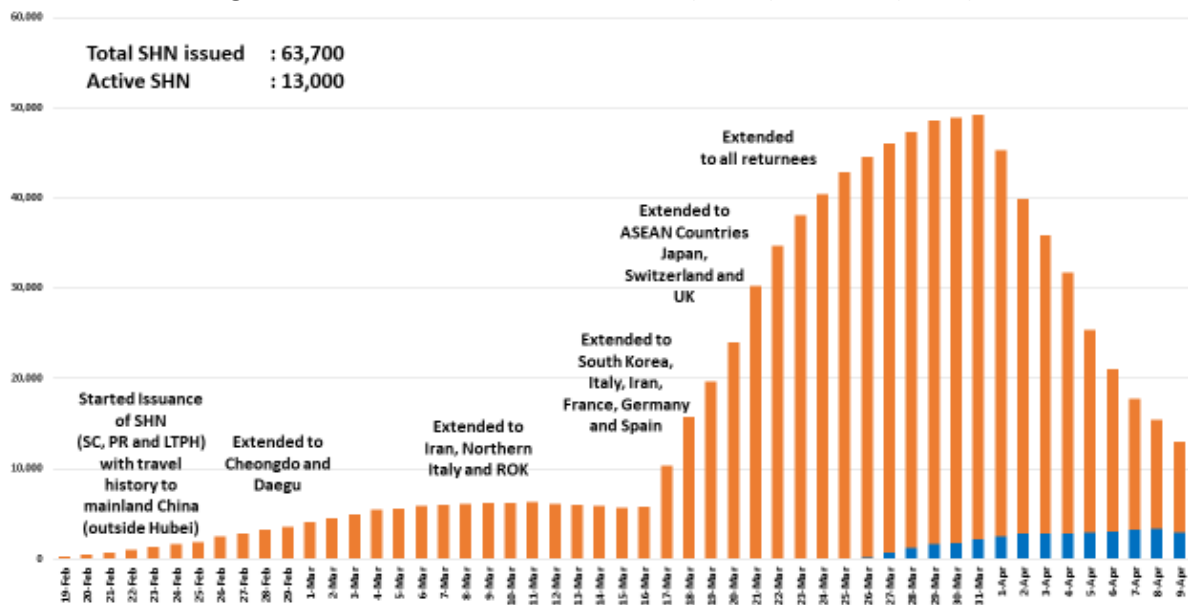
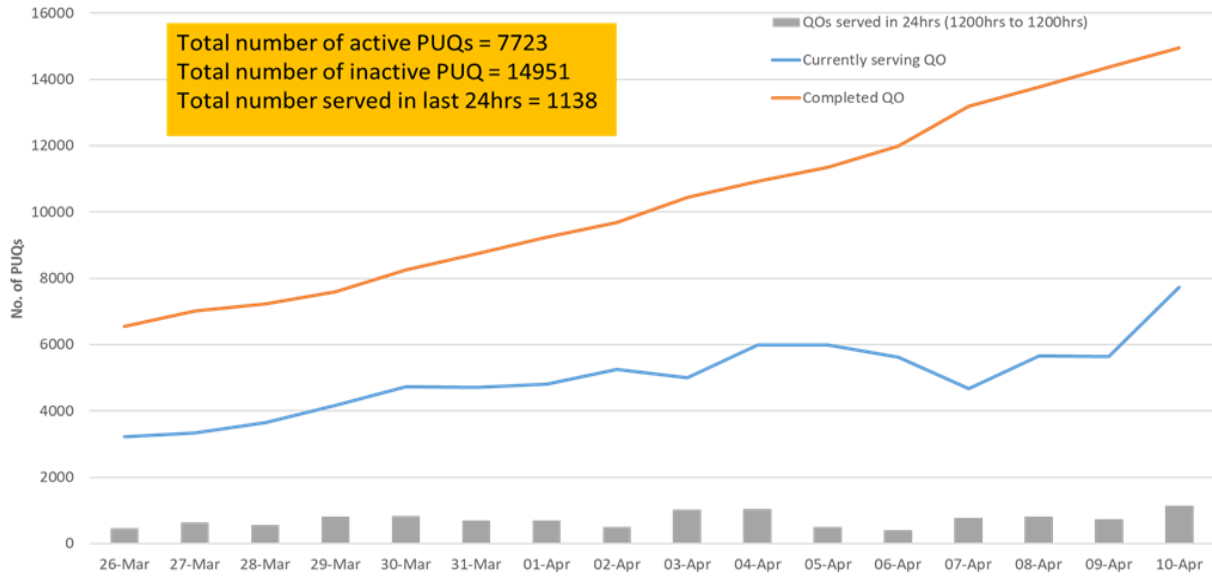


Figure 3.2: Active Stock Number of SHN (Home) and SHN (Hotel)

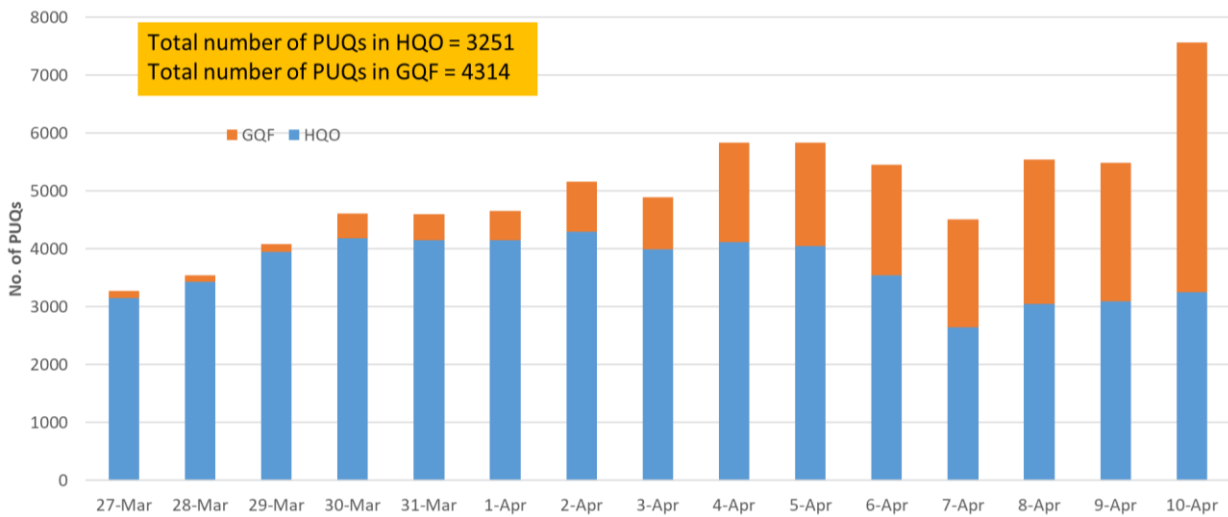


**(4) Number of Quarantine Order (QO) Issued**

**Figure 4.1:** Total and Daily Number of QOs Issued



**Figure 4.2:** Active Number of Persons Under Quarantine (PUQs)<sup>7</sup>



HQO = Home Quarantine Order  
 GQF = Government Quarantine Facility

<sup>7</sup> Excludes PUQs admitted to hospitals.