

# How to upload your TraceTogether data


If you are tested positive for COVID-19, the Ministry of Health (MOH) will contact you quickly to guide you on the next steps. You will also get an 'Upload Code' via SMS, so that you can upload your TraceTogether Bluetooth data to help with contact tracing.

Here's how to upload your app's Bluetooth data:

**1**

If you are tested positive for COVID, MOH will send you an SMS\* with the steps to take.


Take note of your **6-digit Upload Code** in the SMS and **upload your TraceTogether data** as quickly as possible.



**2**

Launch your TraceTogether app, and (1) tap on the 'Upload' icon at the bottom of the screen.

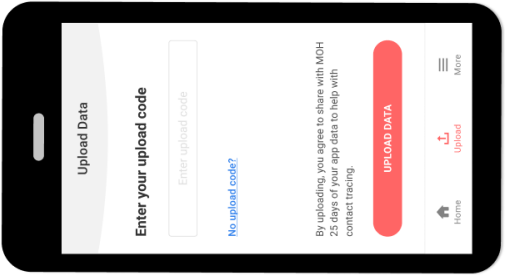
(2) Tap on the 'Enter Upload Code' button.



**3**

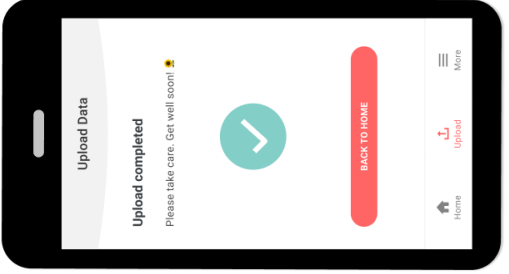
(1) Enter the **6-digit Upload Code** sent to you via SMS from MOH.

(2) Tap on the 'Upload Data' button.



**4**

You have successfully uploaded the data. Thank you.



\* MOH will never ask you for your financial or bank details. If you receive such an SMS, please call MOH to verify.

**TraceTogether, safer together**

